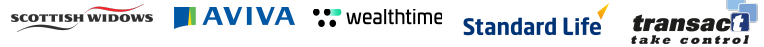


Luna MPS Active 1



As of 30/11/2024

Objective

The primary objective of this portfolio is to preserve capital and therefore adopts a low risk approach. The portfolio is diversified across a range of asset classes, with greater exposure to fixed income than in equities. The portfolio aims to deliver a real return, ahead of cash over the long term.

Key Information

Launch Date	01/06/2020
Initial Fee	0%
Luna AMC	0.25%
Ongoing Charge Figure (%) **	0.60
Running Yield (%) *	3.03
Number of Holdings	22
Performance Comparator	IA Mixed 0-35% Shares

* This is the weighted yield across the underlying holdings

** This is the weighted OCF across the underlying holdings and does not include incidental/transactional costs.

Investment Growth

Time Period: 01/06/2020 to 30/11/2024



— Luna MPS Active 1 116.5 — IA Mixed Investment 0-35% Shares 109.5

Total Return - Trailing


Data Point: Return

	3 Months	6 Months	YTD	1 Year	3 Years	5 Years
Luna MPS Active 1	1.3	4.0	5.4	9.6	2.3	—
IA Mixed Investment 0-35% Shares	1.3	4.3	5.4	9.1	0.9	7.7

Performance Calculation: All income is reinvested. Performance is shown inclusive of underlying fund charges but gross of Luna's investment management charge. Deduction of this charge will have the result of reducing the illustrated performance. A platform charge is applicable. Please refer to your investment adviser or investment administrator for details. Performance is calculated through Morningstar Direct and provided for illustrative purposes only and should not be viewed as the performance of a specific client account. The IA sector used is a relevant performance comparator for this MPS, with IA standing for Investment Association. Inception Date of 01 June 2020.

Luna Investment Management Ltd is a Company registered in England and Wales, registered number 12280396. Luna Investment Management Limited (FRN: 923454) is an appointed representative of Thornbridge Investment Management LLP (FRN: 713859) which is authorised and regulated by the Financial Conduct Authority and is the Investment Manager on the portfolio. Past performance is not a guide to future performance. The value of investments and any income from them can fall and you may get back less than you invested. Although the majority of holdings will be sterling denominated, the MPS is still exposed to currency fluctuations and fluctuations in currency value will mean that the value of your investment will move impact the holding. The information contained in this documentation has been taken from sources stated and is believed to be reliable and accurate, but without further investigation cannot be warranted as to accuracy or completeness. The MPS has a high level of liquidity because of the fact that the underlying funds held are all daily traded, and any purchases/sales settle on a T+2 basis. For further information, please refer to our conflicts policy which is available on request.

Luna MPS Active 1



As of 30/11/2024

Investment Team

The Luna Model Portfolios are managed by the Luna Investment Committee, that includes the Luna Chief Investment Officer, Alex Brandreth, and the Thornbridge Chief Investment Officer, James Bedford. Alex Brandreth joined Luna in March 2020 and is responsible for co-ordinating the overall investment strategy at Luna from asset allocation to security selection. Alex is supported by Seldian Curri, the Deputy Fund Manager, who joined Luna in March 2023.

Market Commentary

The US election was front and centre during November, with the re-election of Donald Trump as the US president propelled US stock markets to new all-time highs. Closer to home, the Bank of England cut interest rates for the second time this year taking interest rates to 4.75%. In Europe, politics is certainly also having an impact with fragmentation in the governments of both France and Germany.

Back to the US and it was a red sweep with the Republicans taking both the House of Representatives and the Senate, this means they have control for at least two years when the mid-terms elections will take place. Stock markets bounced on proposed cuts to corporation tax – which could make US companies overnight for profitable when introduced. The S&P 500 and Nasdaq 100 were up 7.1%* and 6.5%* respectively in sterling terms during the month. The proposed introduction of tariffs will lead to a re-focussing on US produced goods and potentially could have a positive impact on the US economy. However, this is an incredibly complicated situation and as we saw in 2019

could lead to an all-out trade war which is bad for the global economy.

The news of the re-appointed President wasn't good news for all equity markets, one of Donald Trump's targets has always been China and the Chinese markets were weaker on the news. This was also unwinding some of the strong performance in the Summer from the stimulus packages announced.

Bond markets initially sold off after the Trump announcement because of the concern of greater debt levels, but they eventually calmed, and bond markets delivered strong returns during the month. This was because of a raft of weaker than expected economic data across the globe led to the view that interest rates need to come down quicker than expected.

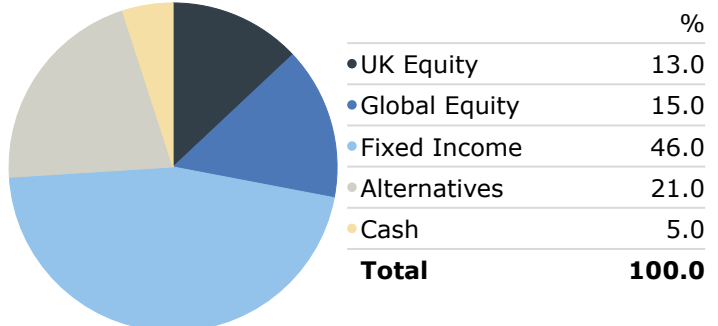
We would like to wish all our investors a very Merry Christmas and to a prosperous New Year.

Source: * MorningStar Direct ** Alpha Terminal

Top 10 Holdings


	Portfolio Weighting %
L&G All Stocks Gilt Index I Acc	9.8
Fidelity Global Dividend W Acc	8.1
L&G UK Index I Acc	6.0
BNY Mellon UK Income Inst W Acc	5.9
iShares \$ TIPS 0-5 ETF GBP H Dist	5.9
Dodge & Cox Worldwide Global Bd GBP Inc	5.1
Atlantic House Defined Ret B GBP Acc	5.0
Janus Henderson Absolute Return I Acc	5.0
L&G All Stocks Index Linked Gt Idx I Acc	4.9
BlackRock European Absolute Alpha D Acc	4.1

Asset Allocation



Luna Investment Management Ltd is a Company registered in England and Wales, registered number 12280396. Luna Investment Management Limited (FRN: 923454) is an appointed representative of Thornbridge Investment Management LLP (FRN: 713859) which is authorised and regulated by the Financial Conduct Authority and is the Investment Manager on the portfolio. Past performance is not a guide to future performance. The value of investments and any income from them can fall and you may get back less than you invested. Although the majority of holdings will be sterling denominated, the MPS is still exposed to currency fluctuations and fluctuations in currency value will mean that the value of your investment will move impact the holding. The information contained in this documentation has been taken from sources stated and is believed to be reliable and accurate, but without further investigation cannot be warranted as to accuracy or completeness. The MPS has a high level of liquidity because of the fact that the underlying funds held are all daily traded, and any purchases/sales settle on a T+2 basis. For further information, please refer to our conflicts policy which is available on request.

Luna MPS Active 2



As of 30/11/2024

Objective

The primary objective of this portfolio is to achieve a below moderate level of capital growth and risk. The portfolio is diversified across a range of asset classes, and is broadly equally invested across equities, fixed income and alternative assets.

Key Information

Launch Date	01/06/2020
Initial Fee	0%
Luna AMC	0.25%
Ongoing Charge Figure (%) **	0.62
Running Yield (%) *	2.56
Number of Holdings	33
Performance Comparator	IA Mixed 20-60% Shares

* This is the weighted yield across the underlying holdings

** This is the weighted OCF across the underlying holdings and does not include incidental/transactional costs.

Investment Growth

Time Period: 01/06/2020 to 30/11/2024



— Luna MPS Active 2 129.9 — IA Mixed Investment 20-60% Shares 120.6

Total Return - Trailing

Data Point: Return

	3 Months	6 Months	YTD	1 Year	3 Years	5 Years
Luna MPS Active 2	1.8	4.4	7.6	12.0	7.6	—
IA Mixed Investment 20-60% Shares	1.7	4.5	7.3	11.4	4.9	15.4

Performance Calculation: All income is reinvested. Performance is shown inclusive of underlying fund charges but gross of Luna's investment management charge. Deduction of this charge will have the result of reducing the illustrated performance. A platform charge is applicable. Please refer to your investment adviser or investment administrator for details. Performance is calculated through Morningstar Direct and provided for illustrative purposes only and should not be viewed as the performance of a specific client account. The IA sector used is a relevant performance comparator for this MPS, with IA standing for Investment Association. Inception Date of 01 June 2020.

Luna Investment Management Ltd is a Company registered in England and Wales, registered number 12280396. Luna Investment Management Limited (FRN: 923454) is an appointed representative of Thornbridge Investment Management LLP (FRN: 713859) which is authorised and regulated by the Financial Conduct Authority and is the Investment Manager on the portfolio. Past performance is not a guide to future performance. The value of investments and any income from them can fall and you may get back less than you invested. Although the majority of holdings will be sterling denominated, the MPS is still exposed to currency fluctuations and fluctuations in currency value will mean that the value of your investment will move impact the holding. The information contained in this documentation has been taken from sources stated and is believed to be reliable and accurate, but without further investigation cannot be warranted as to accuracy or completeness. The MPS has a high level of liquidity because of the fact that the underlying funds held are all daily traded, and any purchases/sales settle on a T+2 basis. For further information, please refer to our conflicts policy which is available on request.

Luna MPS Active 2



As of 30/11/2024

Investment Team

The Luna Model Portfolios are managed by the Luna Investment Committee, that includes the Luna Chief Investment Officer, Alex Brandreth, and the Thornbridge Chief Investment Officer, James Bedford. Alex Brandreth joined Luna in March 2020 and is responsible for co-ordinating the overall investment strategy at Luna from asset allocation to security selection. Alex is supported by Seldian Curri, the Deputy Fund Manager, who joined Luna in March 2023.

Market Commentary

The US election was front and centre during November, with the re-election of Donald Trump as the US president propelled US stock markets to new all-time highs. Closer to home, the Bank of England cut interest rates for the second time this year taking interest rates to 4.75%. In Europe, politics is certainly also having an impact with fragmentation in the governments of both France and Germany.

Back to the US and it was a red sweep with the Republicans taking both the House of Representatives and the Senate, this means they have control for at least two years when the mid-terms elections will take place. Stock markets bounced on proposed cuts to corporation tax – which could make US companies overnight for profitable when introduced. The S&P 500 and Nasdaq 100 were up 7.1%* and 6.5%* respectively in sterling terms during the month. The proposed introduction of tariffs will lead to a re-focussing on US produced goods and potentially could have a positive impact on the US economy. However, this is an incredibly complicated situation and as we saw in 2019

could lead to an all-out trade war which is bad for the global economy.

The news of the re-appointed President wasn't good news for all equity markets, one of Donald Trump's targets has always been China and the Chinese markets were weaker on the news. This was also unwinding some of the strong performance in the Summer from the stimulus packages announced.

Bond markets initially sold off after the Trump announcement because of the concern of greater debt levels, but they eventually calmed, and bond markets delivered strong returns during the month. This was because of a raft of weaker than expected economic data across the globe led to the view that interest rates need to come down quicker than expected.

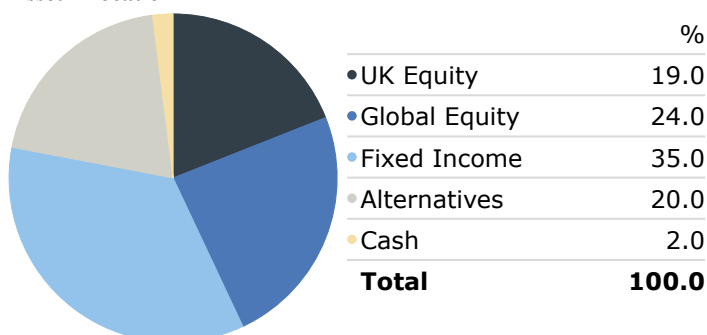
We would like to wish all our investors a very Merry Christmas and to a prosperous New Year.

Source: * MorningStar Direct ** Alpha Terminal

Top 10 Holdings

	Portfolio Weighting %
Royal London Short Duration Gilts M Inc	4.4
L&G All Stocks Gilt Index I Acc	4.4
iShares North American Eq Idx (UK) D Acc	4.4
Dodge & Cox Worldwide Global Bd GBP Inc	4.0
M&G Japan GBP PP Acc	4.0
Royal London Sustainable Leaders C Acc	4.0
Trojan Fund X Accumulation	4.0
Atlantic House Defined Ret B GBP Acc	4.0
Janus Henderson Absolute Return I Acc	4.0
L&G UK Index I Acc	3.9

Asset Allocation



Luna Investment Management Ltd is a Company registered in England and Wales, registered number 12280396. Luna Investment Management Limited (FRN: 923454) is an appointed representative of Thornbridge Investment Management LLP (FRN: 713859) which is authorised and regulated by the Financial Conduct Authority and is the Investment Manager on the portfolio. Past performance is not a guide to future performance. The value of investments and any income from them can fall and you may get back less than you invested. Although the majority of holdings will be sterling denominated, the MPS is still exposed to currency fluctuations and fluctuations in currency value will mean that the value of your investment will move impact the holding. The information contained in this documentation has been taken from sources stated and is believed to be reliable and accurate, but without further investigation cannot be warranted as to accuracy or completeness. The MPS has a high level of liquidity because of the fact that the underlying funds held are all daily traded, and any purchases/sales settle on a T+2 basis. For further information, please refer to our conflicts policy which is available on request.

Luna MPS Active 3



As of 30/11/2024

Objective

The primary objective of this portfolio is to achieve a moderate level of capital growth. The portfolio is diversified across different asset classes and adopts a moderate risk approach.

Key Information

Launch Date	01/06/2020
Initial Fee	0%
Luna AMC	0.25%
Ongoing Charge Figure (%) **	0.66
Running Yield (%) *	2.25
Number of Holdings	32
Performance Comparator	IA Mixed 40-85% Shares

* This is the weighted yield across the underlying holdings

** This is the weighted OCF across the underlying holdings and does not include incidental/transactional costs.

Investment Growth

Time Period: 01/06/2020 to 30/11/2024



— Luna MPS Active 3 132.0 — IA Mixed Investment 40-85% Shares 133.0

Total Return - Trailing

Data Point: Return

	3 Months	6 Months	YTD	1 Year	3 Years	5 Years
Luna MPS Active 3	2.1	4.5	8.3	13.2	8.0	—
IA Mixed Investment 40-85% Shares	2.8	5.4	10.1	14.8	8.6	27.4

Performance Calculation: All income is reinvested. Performance is shown inclusive of underlying fund charges but gross of Luna's investment management charge. Deduction of this charge will have the result of reducing the illustrated performance. A platform charge is applicable. Please refer to your investment adviser or investment administrator for details. Performance is calculated through Morningstar Direct and provided for illustrative purposes only and should not be viewed as the performance of a specific client account. The IA sector used is a relevant performance comparator for this MPS, with IA standing for Investment Association. Inception Date of 01 June 2020.

Luna Investment Management Ltd is a Company registered in England and Wales, registered number 12280396. Luna Investment Management Limited (FRN: 923454) is an appointed representative of Thornbridge Investment Management LLP (FRN: 713859) which is authorised and regulated by the Financial Conduct Authority and is the Investment Manager on the portfolio. Past performance is not a guide to future performance. The value of investments and any income from them can fall and you may get back less than you invested. Although the majority of holdings will be sterling denominated, the MPS is still exposed to currency fluctuations and fluctuations in currency value will mean that the value of your investment will move impact the holding. The information contained in this documentation has been taken from sources stated and is believed to be reliable and accurate, but without further investigation cannot be warranted as to accuracy or completeness. The MPS has a high level of liquidity because of the fact that the underlying funds held are all daily traded, and any purchases/sales settle on a T+2 basis. For further information, please refer to our conflicts policy which is available on request.

Luna MPS Active 3



As of 30/11/2024

Investment Team

The Luna Model Portfolios are managed by the Luna Investment Committee, that includes the Luna Chief Investment Officer, Alex Brandreth, and the Thornbridge Chief Investment Officer, James Bedford. Alex Brandreth joined Luna in March 2020 and is responsible for co-ordinating the overall investment strategy at Luna from asset allocation to security selection. Alex is supported by Seldian Curri, the Deputy Fund Manager, who joined Luna in March 2023.

Market Commentary

The US election was front and centre during November, with the re-election of Donald Trump as the US president propelled US stock markets to new all-time highs. Closer to home, the Bank of England cut interest rates for the second time this year taking interest rates to 4.75%. In Europe, politics is certainly also having an impact with fragmentation in the governments of both France and Germany.

Back to the US and it was a red sweep with the Republicans taking both the House of Representatives and the Senate, this means they have control for at least two years when the mid-terms elections will take place. Stock markets bounced on proposed cuts to corporation tax – which could make US companies overnight for profitable when introduced. The S&P 500 and Nasdaq 100 were up 7.1%* and 6.5%* respectively in sterling terms during the month. The proposed introduction of tariffs will lead to a re-focussing on US produced goods and potentially could have a positive impact on the US economy. However, this is an incredibly complicated situation and as we saw in 2019

could lead to an all-out trade war which is bad for the global economy.

The news of the re-appointed President wasn't good news for all equity markets, one of Donald Trump's targets has always been China and the Chinese markets were weaker on the news. This was also unwinding some of the strong performance in the Summer from the stimulus packages announced.

Bond markets initially sold off after the Trump announcement because of the concern of greater debt levels, but they eventually calmed, and bond markets delivered strong returns during the month. This was because of a raft of weaker than expected economic data across the globe led to the view that interest rates need to come down quicker than expected.

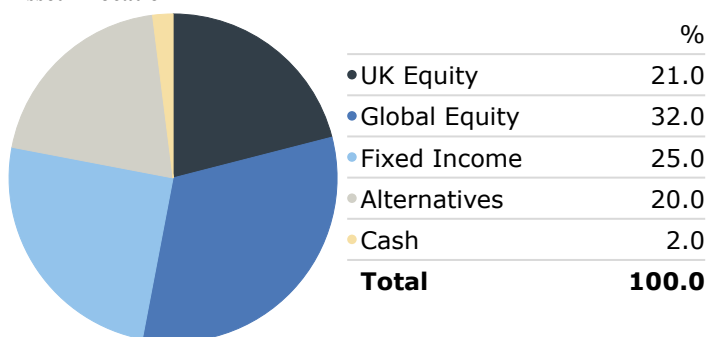
We would like to wish all our investors a very Merry Christmas and to a prosperous New Year.

Source: * MorningStar Direct ** Alpha Terminal

Top 10 Holdings

	Portfolio Weighting %
Atlantic House Defined Ret B GBP Acc	5.9
M&G Japan GBP PP Acc	5.0
Trojan Fund X Accumulation	5.0
Harris Associates US Value Eq S/A GBP	4.5
Fidelity Index World P Acc	4.2
Royal London Sustainable Leaders C Acc	4.0
Janus Henderson Absolute Return I Acc	3.9
L&G UK Index I Acc	3.9
Royal London Short Duration Gilts M Inc	3.9
BNY Mellon UK Income Inst W Acc	3.9

Asset Allocation



Luna Investment Management Ltd is a Company registered in England and Wales, registered number 12280396. Luna Investment Management Limited (FRN: 923454) is an appointed representative of Thornbridge Investment Management LLP (FRN: 713859) which is authorised and regulated by the Financial Conduct Authority and is the Investment Manager on the portfolio. Past performance is not a guide to future performance. The value of investments and any income from them can fall and you may get back less than you invested. Although the majority of holdings will be sterling denominated, the MPS is still exposed to currency fluctuations and fluctuations in currency value will mean that the value of your investment will move impact the holding. The information contained in this documentation has been taken from sources stated and is believed to be reliable and accurate, but without further investigation cannot be warranted as to accuracy or completeness. The MPS has a high level of liquidity because of the fact that the underlying funds held are all daily traded, and any purchases/sales settle on a T+2 basis. For further information, please refer to our conflicts policy which is available on request.

Luna MPS Active 4



As of 30/11/2024

Objective

The primary objective of this portfolio is to achieve above average capital growth and the portfolio therefore adopts a moderate to higher risk approach. The portfolio is diversified across most asset classes but has a bias towards equities.

Key Information

Launch Date	01/06/2020
Initial Fee	0%
Luna AMC	0.25%
Ongoing Charge Figure (%) **	0.65
Running Yield (%) *	1.65
Number of Holdings	28
Performance Comparator	IA Mixed 40-85% Shares

* This is the weighted yield across the underlying holdings

** This is the weighted OCF across the underlying holdings and does not include incidental/transactional costs.

Investment Growth

Time Period: 01/06/2020 to 30/11/2024



— Luna MPS Active 4 137.2 — IA Mixed Investment 40-85% Shares 133.0

Total Return - Trailing

Data Point: Return

	3 Months	6 Months	YTD	1 Year	3 Years	5 Years
Luna MPS Active 4	2.9	5.5	9.9	15.2	7.7	—
IA Mixed Investment 40-85% Shares	2.8	5.4	10.1	14.8	8.6	27.4

Performance Calculation: All income is reinvested. Performance is shown inclusive of underlying fund charges but gross of Luna's investment management charge. Deduction of this charge will have the result of reducing the illustrated performance. A platform charge is applicable. Please refer to your investment adviser or investment administrator for details. Performance is calculated through Morningstar Direct and provided for illustrative purposes only and should not be viewed as the performance of a specific client account. The IA sector used is a relevant performance comparator for this MPS, with IA standing for Investment Association. Inception Date of 01 June 2020.

Luna Investment Management Ltd is a Company registered in England and Wales, registered number 12280396. Luna Investment Management Limited (FRN: 923454) is an appointed representative of Thornbridge Investment Management LLP (FRN: 713859) which is authorised and regulated by the Financial Conduct Authority and is the Investment Manager on the portfolio. Past performance is not a guide to future performance. The value of investments and any income from them can fall and you may get back less than you invested. Although the majority of holdings will be sterling denominated, the MPS is still exposed to currency fluctuations and fluctuations in currency value will mean that the value of your investment will move impact the holding. The information contained in this documentation has been taken from sources stated and is believed to be reliable and accurate, but without further investigation cannot be warranted as to accuracy or completeness. The MPS has a high level of liquidity because of the fact that the underlying funds held are all daily traded, and any purchases/sales settle on a T+2 basis. For further information, please refer to our conflicts policy which is available on request.

Luna MPS Active 4



As of 30/11/2024

Investment Team

The Luna Model Portfolios are managed by the Luna Investment Committee, that includes the Luna Chief Investment Officer, Alex Brandreth, and the Thornbridge Chief Investment Officer, James Bedford. Alex Brandreth joined Luna in March 2020 and is responsible for co-ordinating the overall investment strategy at Luna from asset allocation to security selection. Alex is supported by Seldian Curri, the Deputy Fund Manager, who joined Luna in March 2023.

Market Commentary

The US election was front and centre during November, with the re-election of Donald Trump as the US president propelled US stock markets to new all-time highs. Closer to home, the Bank of England cut interest rates for the second time this year taking interest rates to 4.75%. In Europe, politics is certainly also having an impact with fragmentation in the governments of both France and Germany.

Back to the US and it was a red sweep with the Republicans taking both the House of Representatives and the Senate, this means they have control for at least two years when the mid-terms elections will take place. Stock markets bounced on proposed cuts to corporation tax – which could make US companies overnight for profitable when introduced. The S&P 500 and Nasdaq 100 were up 7.1%* and 6.5%* respectively in sterling terms during the month. The proposed introduction of tariffs will lead to a re-focussing on US produced goods and potentially could have a positive impact on the US economy. However, this is an incredibly complicated situation and as we saw in 2019

could lead to an all-out trade war which is bad for the global economy.

The news of the re-appointed President wasn't good news for all equity markets, one of Donald Trump's targets has always been China and the Chinese markets were weaker on the news. This was also unwinding some of the strong performance in the Summer from the stimulus packages announced.

Bond markets initially sold off after the Trump announcement because of the concern of greater debt levels, but they eventually calmed, and bond markets delivered strong returns during the month. This was because of a raft of weaker than expected economic data across the globe led to the view that interest rates need to come down quicker than expected.

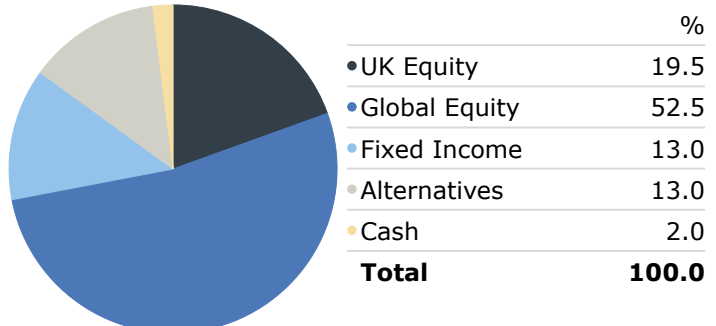
We would like to wish all our investors a very Merry Christmas and to a prosperous New Year.

Source: * MorningStar Direct ** Alpha Terminal

Top 10 Holdings

	Portfolio Weighting %
Harris Associates US Value Eq S/A GBP	7.7
M&G Japan GBP PP Acc	6.9
Fidelity Index World P Acc	6.3
Atlantic House Defined Ret B GBP Acc	5.9
L&G All Stocks Gilt Index I Acc	5.8
Baillie Gifford Emerging Mkts Gr B Acc	4.7
iShares North American Eq Idx (UK) D Acc	4.3
Fundsmith Equity I Acc	4.0
Royal London Sustainable Leaders C Acc	3.9
Schroder Global Recovery Z Acc GBP	3.9

Asset Allocation



Luna Investment Management Ltd is a Company registered in England and Wales, registered number 12280396. Luna Investment Management Limited (FRN: 923454) is an appointed representative of Thornbridge Investment Management LLP (FRN: 713859) which is authorised and regulated by the Financial Conduct Authority and is the Investment Manager on the portfolio. Past performance is not a guide to future performance. The value of investments and any income from them can fall and you may get back less than you invested. Although the majority of holdings will be sterling denominated, the MPS is still exposed to currency fluctuations and fluctuations in currency value will mean that the value of your investment will move impact the holding. The information contained in this documentation has been taken from sources stated and is believed to be reliable and accurate, but without further investigation cannot be warranted as to accuracy or completeness. The MPS has a high level of liquidity because of the fact that the underlying funds held are all daily traded, and any purchases/sales settle on a T+2 basis. For further information, please refer to our conflicts policy which is available on request.

Luna MPS Active 5



As of 30/11/2024

Objective

The primary objective of this portfolio is to achieve high levels of capital growth and therefore adopts a higher risk approach. The portfolio has a significant allocation to equities and other risk assets.

Key Information

Launch Date	01/06/2020
Initial Fee	0%
Luna AMC	0.25%
Ongoing Charge Figure (%) **	0.68
Running Yield (%) *	1.49
Number of Holdings	21
Performance Comparator	IA Flexible Investment

* This is the weighted yield across the underlying holdings

** This is the weighted OCF across the underlying holdings and does not include incidental/transactional costs.

Investment Growth

Time Period: 01/06/2020 to 30/11/2024



— Luna MPS Active 5 139.7 — IA Flexible Investment 136.0

Total Return - Trailing

Data Point: Return

	3 Months	6 Months	YTD	1 Year	3 Years	5 Years
Luna MPS Active 5	3.7	6.3	11.0	16.6	8.5	—
IA Flexible Investment	3.1	5.1	10.2	14.6	9.0	30.4

Performance Calculation: All income is reinvested. Performance is shown inclusive of underlying fund charges but gross of Luna's investment management charge. Deduction of this charge will have the result of reducing the illustrated performance. A platform charge is applicable. Please refer to your investment adviser or investment administrator for details. Performance is calculated through Morningstar Direct and provided for illustrative purposes only and should not be viewed as the performance of a specific client account. The IA sector used is a relevant performance comparator for this MPS, with IA standing for Investment Association. Inception Date of 01 June 2020.

Luna MPS Active 5



As of 30/11/2024

Investment Team

The Luna Model Portfolios are managed by the Luna Investment Committee, that includes the Luna Chief Investment Officer, Alex Brandreth, and the Thornbridge Chief Investment Officer, James Bedford. Alex Brandreth joined Luna in March 2020 and is responsible for co-ordinating the overall investment strategy at Luna from asset allocation to security selection. Alex is supported by Seldian Curri, the Deputy Fund Manager, who joined Luna in March 2023.

Market Commentary

The US election was front and centre during November, with the re-election of Donald Trump as the US president propelled US stock markets to new all-time highs. Closer to home, the Bank of England cut interest rates for the second time this year taking interest rates to 4.75%. In Europe, politics is certainly also having an impact with fragmentation in the governments of both France and Germany.

Back to the US and it was a red sweep with the Republicans taking both the House of Representatives and the Senate, this means they have control for at least two years when the mid-terms elections will take place. Stock markets bounced on proposed cuts to corporation tax – which could make US companies overnight for profitable when introduced. The S&P 500 and Nasdaq 100 were up 7.1%* and 6.5%* respectively in sterling terms during the month. The proposed introduction of tariffs will lead to a re-focussing on US produced goods and potentially could have a positive impact on the US economy. However, this is an incredibly complicated situation and as we saw in 2019

could lead to an all-out trade war which is bad for the global economy.

The news of the re-appointed President wasn't good news for all equity markets, one of Donald Trump's targets has always been China and the Chinese markets were weaker on the news. This was also unwinding some of the strong performance in the Summer from the stimulus packages announced.

Bond markets initially sold off after the Trump announcement because of the concern of greater debt levels, but they eventually calmed, and bond markets delivered strong returns during the month. This was because of a raft of weaker than expected economic data across the globe led to the view that interest rates need to come down quicker than expected.

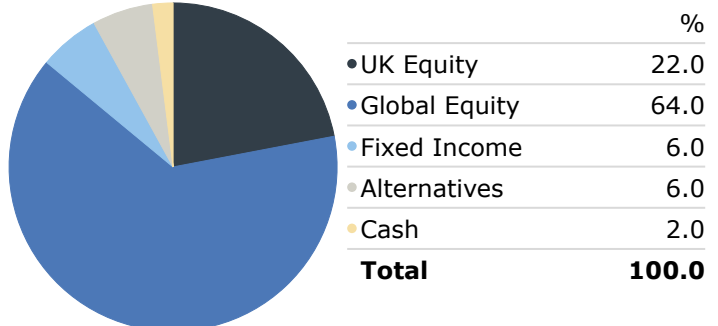
We would like to wish all our investors a very Merry Christmas and to a prosperous New Year.

Source: * MorningStar Direct ** Alpha Terminal

Top 10 Holdings

	Portfolio Weighting %
Harris Associates US Value Eq S/A GBP	9.9
Fidelity Index World P Acc	9.3
M&G Japan GBP PP Acc	7.8
Atlantic House Defined Ret B GBP Acc	5.8
BNY Mellon UK Income Inst W Acc	5.8
L&G All Stocks Gilt Index I Acc	5.7
iShares North American Eq Idx (UK) D Acc	5.3
Schroder Global Recovery Z Acc GBP	4.9
L&G UK Index I Acc	4.8
Baillie Gifford Emerging Mkts Gr B Acc	4.7

Asset Allocation



Luna Investment Management Ltd is a Company registered in England and Wales, registered number 12280396. Luna Investment Management Limited (FRN: 923454) is an appointed representative of Thornbridge Investment Management LLP (FRN: 713859) which is authorised and regulated by the Financial Conduct Authority and is the Investment Manager on the portfolio. Past performance is not a guide to future performance. The value of investments and any income from them can fall and you may get back less than you invested. Although the majority of holdings will be sterling denominated, the MPS is still exposed to currency fluctuations and fluctuations in currency value will mean that the value of your investment will move impact the holding. The information contained in this documentation has been taken from sources stated and is believed to be reliable and accurate, but without further investigation cannot be warranted as to accuracy or completeness. The MPS has a high level of liquidity because of the fact that the underlying funds held are all daily traded, and any purchases/sales settle on a T+2 basis. For further information, please refer to our conflicts policy which is available on request.

Luna MPS Active Income 1



As of 30/11/2024

Objective

The primary objective of this portfolio is to achieve a low to moderate level of capital growth and the portfolio therefore adopts a low to moderate risk approach. It is anticipated that a substantial proportion of the total return will come from income. The portfolio is diversified across a range of asset classes, and is broadly equally invested in equities, fixed income and alternative assets.

Key Information

Launch Date	01/06/2020
Initial Fee	0%
Luna AMC	0.25%
Ongoing Charge Figure (%) **	0.62
Running Yield (%) *	3.37
Number of Holdings	30
Performance Comparator	IA Mixed 20-60% Shares

* This is the weighted yield across the underlying holdings

** This is the weighted OCF across the underlying holdings and does not include incidental/transactional costs.

Investment Growth

Time Period: 01/06/2020 to 30/11/2024



— Luna MPS Active Income 1 131.1 — IA Mixed Investment 20-60% Shares 120.6

Total Return - Trailing

Data Point: Return

	3 Months	6 Months	YTD	1 Year	3 Years	5 Years
Luna MPS Active Income 1	1.5	4.3	7.7	12.0	9.3	—
IA Mixed Investment 20-60% Shares	1.7	4.5	7.3	11.4	4.9	15.4

Performance Calculation: All income is reinvested. Performance is shown inclusive of underlying fund charges but gross of Luna's investment management charge. Deduction of this charge will have the result of reducing the illustrated performance. A platform charge is applicable. Please refer to your investment adviser or investment administrator for details. Performance is calculated through Morningstar Direct and provided for illustrative purposes only and should not be viewed as the performance of a specific client account. The IA sector used is a relevant performance comparator for this MPS, with IA standing for Investment Association. Inception Date of 01 June 2020.

Luna MPS Active Income 1



As of 30/11/2024

Investment Team

The Luna Model Portfolios are managed by the Luna Investment Committee, that includes the Luna Chief Investment Officer, Alex Brandreth, and the Thornbridge Chief Investment Officer, James Bedford. Alex Brandreth joined Luna in March 2020 and is responsible for co-ordinating the overall investment strategy at Luna from asset allocation to security selection. Alex is supported by Seldian Curri, the Deputy Fund Manager, who joined Luna in March 2023.

Market Commentary

The US election was front and centre during November, with the re-election of Donald Trump as the US president propelled US stock markets to new all-time highs. Closer to home, the Bank of England cut interest rates for the second time this year taking interest rates to 4.75%. In Europe, politics is certainly also having an impact with fragmentation in the governments of both France and Germany.

Back to the US and it was a red sweep with the Republicans taking both the House of Representatives and the Senate, this means they have control for at least two years when the mid-terms elections will take place. Stock markets bounced on proposed cuts to corporation tax – which could make US companies overnight for profitable when introduced. The S&P 500 and Nasdaq 100 were up 7.1%* and 6.5%* respectively in sterling terms during the month. The proposed introduction of tariffs will lead to a re-focussing on US produced goods and potentially could have a positive impact on the US economy. However, this is an incredibly complicated situation and as we saw in 2019

could lead to an all-out trade war which is bad for the global economy.

The news of the re-appointed President wasn't good news for all equity markets, one of Donald Trump's targets has always been China and the Chinese markets were weaker on the news. This was also unwinding some of the strong performance in the Summer from the stimulus packages announced.

Bond markets initially sold off after the Trump announcement because of the concern of greater debt levels, but they eventually calmed, and bond markets delivered strong returns during the month. This was because of a raft of weaker than expected economic data across the globe led to the view that interest rates need to come down quicker than expected.

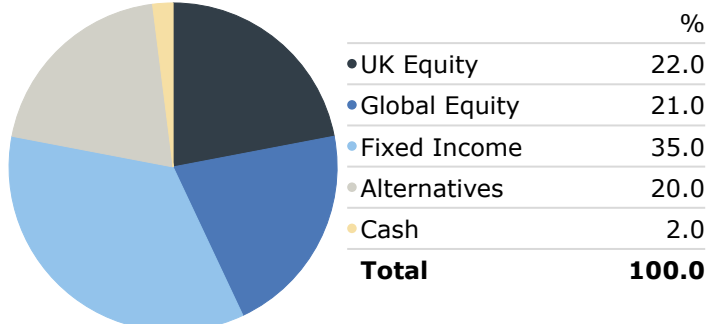
We would like to wish all our investors a very Merry Christmas and to a prosperous New Year.

Source: * MorningStar Direct ** Alpha Terminal

Top 10 Holdings

	Portfolio Weighting %
L&G All Stocks Gilt Index I Inc	8.3
BNY Mellon UK Income Inst W Acc	4.9
IFSL Evenlode Income B Inc	4.9
Royal London Short Duration Gilts M Inc	4.4
Dodge & Cox Worldwide Global Bd GBP Inc	4.0
M&G Japan GBP PP Acc	4.0
JOHCM UK Equity Income Y GBP Inc	4.0
Schroder Income Maximiser L GBP Inc	4.0
Trojan Fund X Accumulation	4.0
Atlantic House Defined Ret I Inc GBP	4.0

Asset Allocation



Luna Investment Management Ltd is a Company registered in England and Wales, registered number 12280396. Luna Investment Management Limited (FRN: 923454) is an appointed representative of Thornbridge Investment Management LLP (FRN: 713859) which is authorised and regulated by the Financial Conduct Authority and is the Investment Manager on the portfolio. Past performance is not a guide to future performance. The value of investments and any income from them can fall and you may get back less than you invested. Although the majority of holdings will be sterling denominated, the MPS is still exposed to currency fluctuations and fluctuations in currency value will mean that the value of your investment will move impact the holding. The information contained in this documentation has been taken from sources stated and is believed to be reliable and accurate, but without further investigation cannot be warranted as to accuracy or completeness. The MPS has a high level of liquidity because of the fact that the underlying funds held are all daily traded, and any purchases/sales settle on a T+2 basis. For further information, please refer to our conflicts policy which is available on request.

Luna MPS Active Income 2



As of 30/11/2024

Objective

The primary objective of this portfolio is to achieve a moderate level of capital growth and the portfolio therefore adopts a moderate risk approach. It is anticipated that a substantial proportion of the total return will come from income. The portfolio is diversified across different asset classes; equities, fixed income and alternative assets.

Key Information

Launch Date	01/06/2020
Initial Fee	0%
Luna AMC	0.25%
Ongoing Charge Figure (%) **	0.63
Running Yield (%) *	3.35
Number of Holdings	26
Performance Comparator	IA Mixed 40-85% Shares

* This is the weighted yield across the underlying holdings

** This is the weighted OCF across the underlying holdings and does not include incidental/transactional costs.

Investment Growth

Time Period: 01/06/2020 to 30/11/2024



— Luna MPS Active Income 2 136.4 — IA Mixed Investment 40-85% Shares 133.0

Total Return - Trailing

Data Point: Return

	3 Months	6 Months	YTD	1 Year	3 Years	5 Years
Luna MPS Active Income 2	2.2	5.0	9.4	13.9	12.9	—
IA Mixed Investment 40-85% Shares	2.8	5.4	10.1	14.8	8.6	27.4

Performance Calculation: All income is reinvested. Performance is shown inclusive of underlying fund charges but gross of Luna's investment management charge. Deduction of this charge will have the result of reducing the illustrated performance. A platform charge is applicable. Please refer to your investment adviser or investment administrator for details. Performance is calculated through Morningstar Direct and provided for illustrative purposes only and should not be viewed as the performance of a specific client account. The IA sector used is a relevant performance comparator for this MPS, with IA standing for Investment Association. Inception Date of 01 June 2020.

Luna Investment Management Ltd is a Company registered in England and Wales, registered number 12280396. Luna Investment Management Limited (FRN: 923454) is an appointed representative of Thornbridge Investment Management LLP (FRN: 713859) which is authorised and regulated by the Financial Conduct Authority and is the Investment Manager on the portfolio. Past performance is not a guide to future performance. The value of investments and any income from them can fall and you may get back less than you invested. Although the majority of holdings will be sterling denominated, the MPS is still exposed to currency fluctuations and fluctuations in currency value will mean that the value of your investment will move impact the holding. The information contained in this documentation has been taken from sources stated and is believed to be reliable and accurate, but without further investigation cannot be warranted as to accuracy or completeness. The MPS has a high level of liquidity because of the fact that the underlying funds held are all daily traded, and any purchases/sales settle on a T+2 basis. For further information, please refer to our conflicts policy which is available on request.

Luna MPS Active Income 2



As of 30/11/2024

Investment Team

The Luna Model Portfolios are managed by the Luna Investment Committee, that includes the Luna Chief Investment Officer, Alex Brandreth, and the Thornbridge Chief Investment Officer, James Bedford. Alex Brandreth joined Luna in March 2020 and is responsible for co-ordinating the overall investment strategy at Luna from asset allocation to security selection. Alex is supported by Seldian Curri, the Deputy Fund Manager, who joined Luna in March 2023.

Market Commentary

The US election was front and centre during November, with the re-election of Donald Trump as the US president propelled US stock markets to new all-time highs. Closer to home, the Bank of England cut interest rates for the second time this year taking interest rates to 4.75%. In Europe, politics is certainly also having an impact with fragmentation in the governments of both France and Germany.

Back to the US and it was a red sweep with the Republicans taking both the House of Representatives and the Senate, this means they have control for at least two years when the mid-terms elections will take place. Stock markets bounced on proposed cuts to corporation tax – which could make US companies overnight for profitable when introduced. The S&P 500 and Nasdaq 100 were up 7.1%* and 6.5%* respectively in sterling terms during the month. The proposed introduction of tariffs will lead to a re-focussing on US produced goods and potentially could have a positive impact on the US economy. However, this is an incredibly complicated situation and as we saw in 2019

could lead to an all-out trade war which is bad for the global economy.

The news of the re-appointed President wasn't good news for all equity markets, one of Donald Trump's targets has always been China and the Chinese markets were weaker on the news. This was also unwinding some of the strong performance in the Summer from the stimulus packages announced.

Bond markets initially sold off after the Trump announcement because of the concern of greater debt levels, but they eventually calmed, and bond markets delivered strong returns during the month. This was because of a raft of weaker than expected economic data across the globe led to the view that interest rates need to come down quicker than expected.

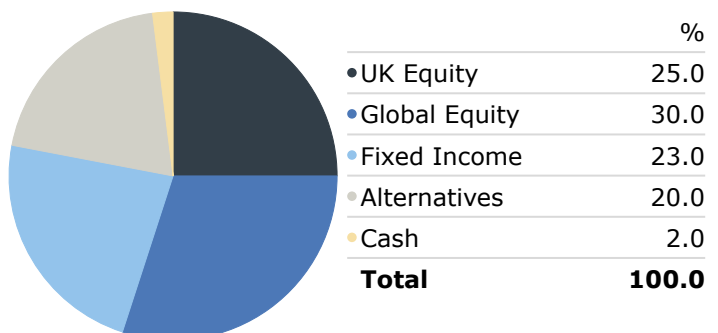
We would like to wish all our investors a very Merry Christmas and to a prosperous New Year.

Source: * MorningStar Direct ** Alpha Terminal

Top 10 Holdings


	Portfolio Weighting %
Schroder US Eq Inc Mxmsr Z Inc £	6.5
Atlantic House Defined Ret I Inc GBP	5.9
L&G All Stocks Gilt Index I Inc	5.8
Harris Associates US Value Eq S/A GBP	5.6
M&G Japan GBP PP Acc	5.0
JOHCM UK Equity Income Y GBP Inc	5.0
Trojan Fund X Accumulation	5.0
L&G UK Index I Acc	4.9
BNY Mellon UK Income Inst W Acc	4.9
Schroder Income Maximiser L GBP Inc	4.0

Asset Allocation



Luna Investment Management Ltd is a Company registered in England and Wales, registered number 12280396. Luna Investment Management Limited (FRN: 923454) is an appointed representative of Thornbridge Investment Management LLP (FRN: 713859) which is authorised and regulated by the Financial Conduct Authority and is the Investment Manager on the portfolio. Past performance is not a guide to future performance. The value of investments and any income from them can fall and you may get back less than you invested. Although the majority of holdings will be sterling denominated, the MPS is still exposed to currency fluctuations and fluctuations in currency value will mean that the value of your investment will move impact the holding. The information contained in this documentation has been taken from sources stated and is believed to be reliable and accurate, but without further investigation cannot be warranted as to accuracy or completeness. The MPS has a high level of liquidity because of the fact that the underlying funds held are all daily traded, and any purchases/sales settle on a T+2 basis. For further information, please refer to our conflicts policy which is available on request.

Luna MPS Passive 1



As of 30/11/2024

Objective

The primary objective of this portfolio is to preserve capital and therefore adopts a low risk approach. The portfolio is diversified across a range of asset classes, with greater exposure to fixed income than in equities. The portfolio aims to deliver a real return, ahead of cash over the long term.

Key Information

Launch Date	01/06/2020
Initial Fee	0%
Luna AMC	0.2%
Ongoing Charge Figure (%) **	0.32
Running Yield (%) *	2.81
Number of Holdings	19
Performance Comparator	IA Mixed 0-35% Shares

* This is the weighted yield across the underlying holdings

** This is the weighted OCF across the underlying holdings and does not include incidental/transactional costs.

Investment Growth

Time Period: 01/06/2020 to 30/11/2024



— Luna MPS Passive 1 119.5 — IA Mixed Investment 0-35% Shares 109.5

Total Return - Trailing

Data Point: Return

	3 Months	6 Months	YTD	1 Year	3 Years	5 Years
Luna MPS Passive 1	1.7	4.2	5.9	10.0	4.2	—
IA Mixed Investment 0-35% Shares	1.3	4.3	5.4	9.1	0.9	7.7

Performance Calculation: All income is reinvested. Performance is shown inclusive of underlying fund charges but gross of Luna's investment management charge. Deduction of this charge will have the result of reducing the illustrated performance. A platform charge is applicable. Please refer to your investment adviser or investment administrator for details. Performance is calculated through Morningstar Direct and provided for illustrative purposes only and should not be viewed as the performance of a specific client account. The IA sector used is a relevant performance comparator for this MPS, with IA standing for Investment Association. Inception Date of 01 June 2020.

Luna MPS Passive 1



As of 30/11/2024

Investment Team

The Luna Model Portfolios are managed by the Luna Investment Committee, that includes the Luna Chief Investment Officer, Alex Brandreth, and the Thornbridge Chief Investment Officer, James Bedford. Alex Brandreth joined Luna in March 2020 and is responsible for co-ordinating the overall investment strategy at Luna from asset allocation to security selection. Alex is supported by Seldian Curri, the Deputy Fund Manager, who joined Luna in March 2023.

Market Commentary

The US election was front and centre during November, with the re-election of Donald Trump as the US president propelled US stock markets to new all-time highs. Closer to home, the Bank of England cut interest rates for the second time this year taking interest rates to 4.75%. In Europe, politics is certainly also having an impact with fragmentation in the governments of both France and Germany.

Back to the US and it was a red sweep with the Republicans taking both the House of Representatives and the Senate, this means they have control for at least two years when the mid-terms elections will take place. Stock markets bounced on proposed cuts to corporation tax – which could make US companies overnight for profitable when introduced. The S&P 500 and Nasdaq 100 were up 7.1%* and 6.5%* respectively in sterling terms during the month. The proposed introduction of tariffs will lead to a re-focussing on US produced goods and potentially could have a positive impact on the US economy. However, this is an incredibly complicated situation and as we saw in 2019

could lead to an all-out trade war which is bad for the global economy.

The news of the re-appointed President wasn't good news for all equity markets, one of Donald Trump's targets has always been China and the Chinese markets were weaker on the news. This was also unwinding some of the strong performance in the Summer from the stimulus packages announced.

Bond markets initially sold off after the Trump announcement because of the concern of greater debt levels, but they eventually calmed, and bond markets delivered strong returns during the month. This was because of a raft of weaker than expected economic data across the globe led to the view that interest rates need to come down quicker than expected.

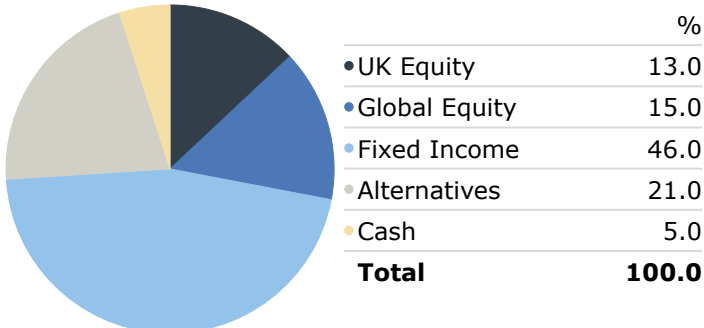
We would like to wish all our investors a very Merry Christmas and to a prosperous New Year.

Source: * MorningStar Direct ** Alpha Terminal

Top 10 Holdings


	Portfolio Weighting %
L&G UK Index I Acc	9.9
L&G All Stocks Gilt Index I Acc	9.8
Fidelity Index World P Acc	8.5
SPDR® MSCI World Value ETF	7.1
Aegon High Yield Bond GBP S Acc	6.0
iShares Corporate Bond Index (UK) D Inc	5.9
Vanguard UK S/T Invm Grd Bd Idx £ Acc	5.9
iShares \$ TIPS 0-5 ETF GBP H Dist	5.9
iShares ESG Ovr Corp Bd Idx (UK) D Inc	5.1
L&G All Stocks Index Linked Gt Idx I Acc	4.8

Asset Allocation



Luna Investment Management Ltd is a Company registered in England and Wales, registered number 12280396. Luna Investment Management Limited (FRN: 923454) is an appointed representative of Thornbridge Investment Management LLP (FRN: 713859) which is authorised and regulated by the Financial Conduct Authority and is the Investment Manager on the portfolio. Past performance is not a guide to future performance. The value of investments and any income from them can fall and you may get back less than you invested. Although the majority of holdings will be sterling denominated, the MPS is still exposed to currency fluctuations and fluctuations in currency value will mean that the value of your investment will move impact the holding. The information contained in this documentation has been taken from sources stated and is believed to be reliable and accurate, but without further investigation cannot be warranted as to accuracy or completeness. The MPS has a high level of liquidity because of the fact that the underlying funds held are all daily traded, and any purchases/sales settle on a T+2 basis. For further information, please refer to our conflicts policy which is available on request.

Luna MPS Passive 2



As of 30/11/2024

Objective

The primary objective of this portfolio is to achieve a below moderate level of capital growth and risk. The portfolio is diversified across a range of asset classes, and is broadly equally invested across equities, fixed income and alternative assets.

Key Information

Launch Date	01/06/2020
Initial Fee	0%
Luna AMC	0.2%
Ongoing Charge Figure (%) **	0.30
Running Yield (%) *	2.78
Number of Holdings	28
Performance Comparator	IA Mixed 20-60% Shares

* This is the weighted yield across the underlying holdings

** This is the weighted OCF across the underlying holdings and does not include incidental/transactional costs.

Investment Growth

Time Period: 01/06/2020 to 30/11/2024



— Luna MPS Passive 2 132.4 — IA Mixed Investment 20-60% Shares 120.6

Total Return - Trailing


Data Point: Return

	3 Months	6 Months	YTD	1 Year	3 Years	5 Years
Luna MPS Passive 2	2.2	5.1	9.2	13.3	10.9	—
IA Mixed Investment 20-60% Shares	1.7	4.5	7.3	11.4	4.9	15.4

Performance Calculation: All income is reinvested. Performance is shown inclusive of underlying fund charges but gross of Luna's investment management charge. Deduction of this charge will have the result of reducing the illustrated performance. A platform charge is applicable. Please refer to your investment adviser or investment administrator for details. Performance is calculated through Morningstar Direct and provided for illustrative purposes only and should not be viewed as the performance of a specific client account. The IA sector used is a relevant performance comparator for this MPS, with IA standing for Investment Association. Inception Date of 01 June 2020.

Luna Investment Management Ltd is a Company registered in England and Wales, registered number 12280396. Luna Investment Management Limited (FRN: 923454) is an appointed representative of Thornbridge Investment Management LLP (FRN: 713859) which is authorised and regulated by the Financial Conduct Authority and is the Investment Manager on the portfolio. Past performance is not a guide to future performance. The value of investments and any income from them can fall and you may get back less than you invested. Although the majority of holdings will be sterling denominated, the MPS is still exposed to currency fluctuations and fluctuations in currency value will mean that the value of your investment will move impact the holding. The information contained in this documentation has been taken from sources stated and is believed to be reliable and accurate, but without further investigation cannot be warranted as to accuracy or completeness. The MPS has a high level of liquidity because of the fact that the underlying funds held are all daily traded, and any purchases/sales settle on a T+2 basis. For further information, please refer to our conflicts policy which is available on request.

Luna MPS Passive 2



As of 30/11/2024

Investment Team

The Luna Model Portfolios are managed by the Luna Investment Committee, that includes the Luna Chief Investment Officer, Alex Brandreth, and the Thornbridge Chief Investment Officer, James Bedford. Alex Brandreth joined Luna in March 2020 and is responsible for co-ordinating the overall investment strategy at Luna from asset allocation to security selection. Alex is supported by Seldian Curri, the Deputy Fund Manager, who joined Luna in March 2023.

Market Commentary

The US election was front and centre during November, with the re-election of Donald Trump as the US president propelled US stock markets to new all-time highs. Closer to home, the Bank of England cut interest rates for the second time this year taking interest rates to 4.75%. In Europe, politics is certainly also having an impact with fragmentation in the governments of both France and Germany.

Back to the US and it was a red sweep with the Republicans taking both the House of Representatives and the Senate, this means they have control for at least two years when the mid-terms elections will take place. Stock markets bounced on proposed cuts to corporation tax – which could make US companies overnight for profitable when introduced. The S&P 500 and Nasdaq 100 were up 7.1%* and 6.5%* respectively in sterling terms during the month. The proposed introduction of tariffs will lead to a re-focussing on US produced goods and potentially could have a positive impact on the US economy. However, this is an incredibly complicated situation and as we saw in 2019

could lead to an all-out trade war which is bad for the global economy.

The news of the re-appointed President wasn't good news for all equity markets, one of Donald Trump's targets has always been China and the Chinese markets were weaker on the news. This was also unwinding some of the strong performance in the Summer from the stimulus packages announced.

Bond markets initially sold off after the Trump announcement because of the concern of greater debt levels, but they eventually calmed, and bond markets delivered strong returns during the month. This was because of a raft of weaker than expected economic data across the globe led to the view that interest rates need to come down quicker than expected.

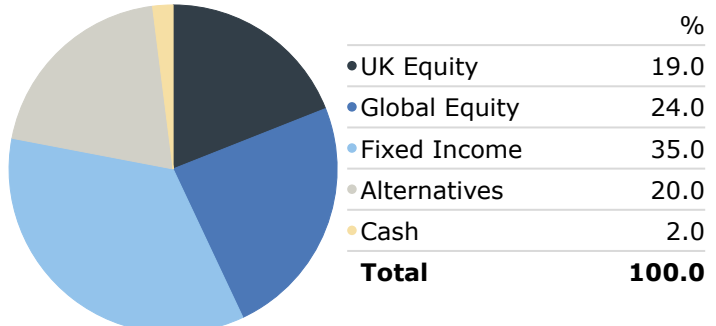
We would like to wish all our investors a very Merry Christmas and to a prosperous New Year.

Source: * MorningStar Direct ** Alpha Terminal

Top 10 Holdings


	Portfolio Weighting %
Fidelity Index World P Acc	7.9
Aegon High Yield Bond GBP S Acc	5.9
Vanguard FTSE UK Eq Inc Idx £ Inc	4.9
L&G UK Index I Acc	4.9
Royal London Short Duration Gilts M Inc	4.4
L&G All Stocks Gilt Index I Acc	4.4
iShares North American Eq Idx (UK) D Acc	4.3
iShares ESG Ovr Corp Bd Idx (UK) D Inc	4.0
Vanguard LifeStrategy 40% Equity A Acc	4.0
Fidelity Index Japan P Acc	4.0

Asset Allocation



Luna Investment Management Ltd is a Company registered in England and Wales, registered number 12280396. Luna Investment Management Limited (FRN: 923454) is an appointed representative of Thornbridge Investment Management LLP (FRN: 713859) which is authorised and regulated by the Financial Conduct Authority and is the Investment Manager on the portfolio. Past performance is not a guide to future performance. The value of investments and any income from them can fall and you may get back less than you invested. Although the majority of holdings will be sterling denominated, the MPS is still exposed to currency fluctuations and fluctuations in currency value will mean that the value of your investment will move impact the holding. The information contained in this documentation has been taken from sources stated and is believed to be reliable and accurate, but without further investigation cannot be warranted as to accuracy or completeness. The MPS has a high level of liquidity because of the fact that the underlying funds held are all daily traded, and any purchases/sales settle on a T+2 basis. For further information, please refer to our conflicts policy which is available on request.

Luna MPS Passive 3



As of 30/11/2024

Objective

The primary objective of this portfolio is to achieve a moderate level of capital growth. The portfolio is diversified across different asset classes and adopts a moderate risk approach.

Key Information

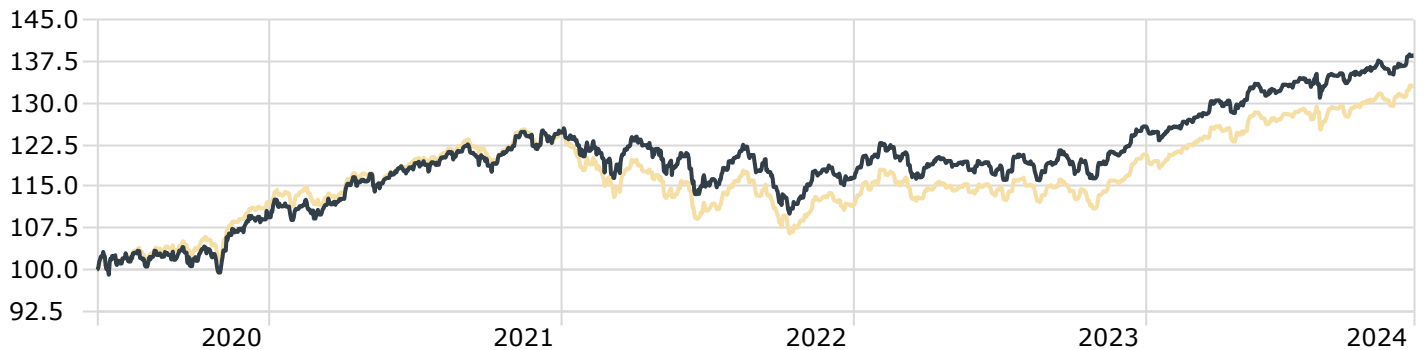
Launch Date	01/06/2020
Initial Fee	0%
Luna AMC	0.2%
Ongoing Charge Figure (%) **	0.28
Running Yield (%) *	2.51
Number of Holdings	28
Performance Comparator	IA Mixed 40-85% Shares

* This is the weighted yield across the underlying holdings

** This is the weighted OCF across the underlying holdings and does not include incidental/transactional costs.

Investment Growth

Time Period: 01/06/2020 to 30/11/2024



— Luna MPS Passive 3 138.6 — IA Mixed Investment 40-85% Shares 133.0

Total Return - Trailing

Data Point: Return

	3 Months	6 Months	YTD	1 Year	3 Years	5 Years
Luna MPS Passive 3	2.4	5.3	10.2	14.6	13.8	—
IA Mixed Investment 40-85% Shares	2.8	5.4	10.1	14.8	8.6	27.4

Performance Calculation: All income is reinvested. Performance is shown inclusive of underlying fund charges but gross of Luna's investment management charge. Deduction of this charge will have the result of reducing the illustrated performance. A platform charge is applicable. Please refer to your investment adviser or investment administrator for details. Performance is calculated through Morningstar Direct and provided for illustrative purposes only and should not be viewed as the performance of a specific client account. The IA sector used is a relevant performance comparator for this MPS, with IA standing for Investment Association. Inception Date of 01 June 2020.

Luna MPS Passive 3



As of 30/11/2024

Investment Team

The Luna Model Portfolios are managed by the Luna Investment Committee, that includes the Luna Chief Investment Officer, Alex Brandreth, and the Thornbridge Chief Investment Officer, James Bedford. Alex Brandreth joined Luna in March 2020 and is responsible for co-ordinating the overall investment strategy at Luna from asset allocation to security selection. Alex is supported by Seldian Curri, the Deputy Fund Manager, who joined Luna in March 2023.

Market Commentary

The US election was front and centre during November, with the re-election of Donald Trump as the US president propelled US stock markets to new all-time highs. Closer to home, the Bank of England cut interest rates for the second time this year taking interest rates to 4.75%. In Europe, politics is certainly also having an impact with fragmentation in the governments of both France and Germany.

Back to the US and it was a red sweep with the Republicans taking both the House of Representatives and the Senate, this means they have control for at least two years when the mid-terms elections will take place. Stock markets bounced on proposed cuts to corporation tax – which could make US companies overnight for profitable when introduced. The S&P 500 and Nasdaq 100 were up 7.1%* and 6.5%* respectively in sterling terms during the month. The proposed introduction of tariffs will lead to a re-focussing on US produced goods and potentially could have a positive impact on the US economy. However, this is an incredibly complicated situation and as we saw in 2019

could lead to an all-out trade war which is bad for the global economy.

The news of the re-appointed President wasn't good news for all equity markets, one of Donald Trump's targets has always been China and the Chinese markets were weaker on the news. This was also unwinding some of the strong performance in the Summer from the stimulus packages announced.

Bond markets initially sold off after the Trump announcement because of the concern of greater debt levels, but they eventually calmed, and bond markets delivered strong returns during the month. This was because of a raft of weaker than expected economic data across the globe led to the view that interest rates need to come down quicker than expected.

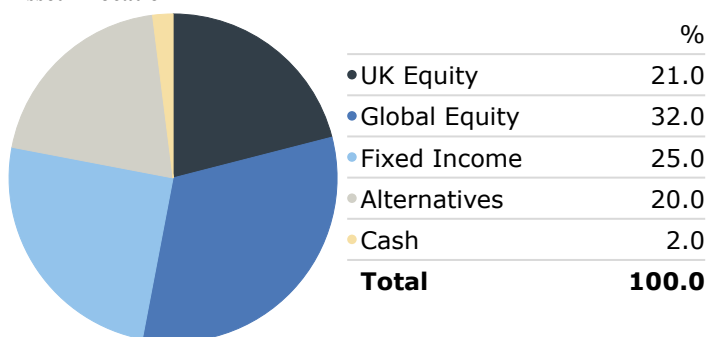
We would like to wish all our investors a very Merry Christmas and to a prosperous New Year.

Source: * MorningStar Direct ** Alpha Terminal

Top 10 Holdings

	Portfolio Weighting %
Fidelity Index World P Acc	9.5
Atlantic House Defined Ret B GBP Acc	5.9
L&G UK Index I Acc	5.9
Fidelity Index Japan P Acc	5.0
Trojan Fund X Accumulation	5.0
iShares Corporate Bond Index (UK) D Inc	4.9
Vanguard LifeStrategy 40% Equity A Acc	4.0
Vanguard FTSE UK Eq Inc Idx £ Inc	3.9
Royal London Short Duration Gilts M Inc	3.9
iShares \$ TIPS 0-5 ETF GBP H Dist	3.9

Asset Allocation



Luna Investment Management Ltd is a Company registered in England and Wales, registered number 12280396. Luna Investment Management Limited (FRN: 923454) is an appointed representative of Thornbridge Investment Management LLP (FRN: 713859) which is authorised and regulated by the Financial Conduct Authority and is the Investment Manager on the portfolio. Past performance is not a guide to future performance. The value of investments and any income from them can fall and you may get back less than you invested. Although the majority of holdings will be sterling denominated, the MPS is still exposed to currency fluctuations and fluctuations in currency value will mean that the value of your investment will move impact the holding. The information contained in this documentation has been taken from sources stated and is believed to be reliable and accurate, but without further investigation cannot be warranted as to accuracy or completeness. The MPS has a high level of liquidity because of the fact that the underlying funds held are all daily traded, and any purchases/sales settle on a T+2 basis. For further information, please refer to our conflicts policy which is available on request.

Luna MPS Passive 4



As of 30/11/2024

Objective

The primary objective of this portfolio is to achieve above average capital growth and the portfolio therefore adopts a moderate to higher risk approach. The portfolio is diversified across most asset classes but has a bias towards equities.

Key Information

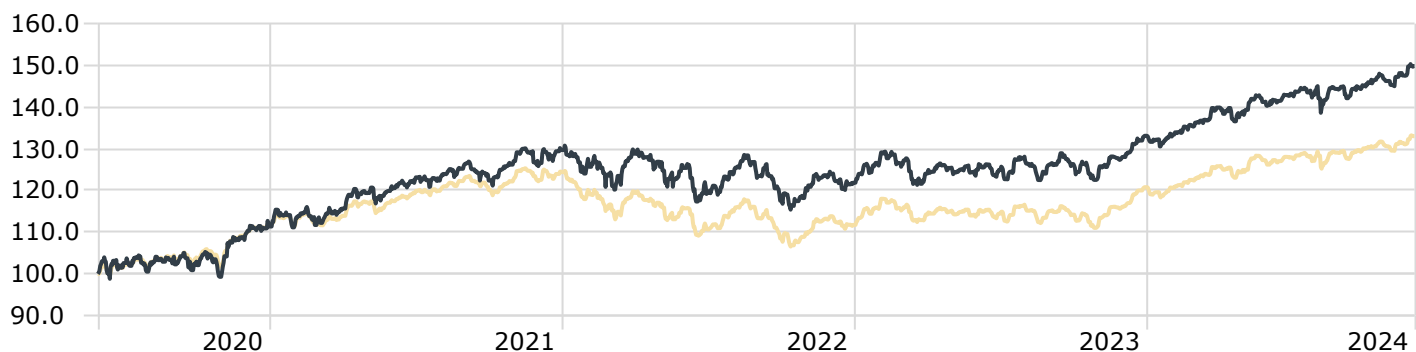
Launch Date	01/06/2020
Initial Fee	0%
Luna AMC	0.2%
Ongoing Charge Figure (%) **	0.25
Running Yield (%) *	1.98
Number of Holdings	25
Performance Comparator	IA Mixed 40-85% Shares

* This is the weighted yield across the underlying holdings

** This is the weighted OCF across the underlying holdings and does not include incidental/transactional costs.

Investment Growth

Time Period: 01/06/2020 to 30/11/2024



— Luna MPS Passive 4 149.8 — IA Mixed Investment 40-85% Shares 133.0

Total Return - Trailing

Data Point: Return

	3 Months	6 Months	YTD	1 Year	3 Years	5 Years
Luna MPS Passive 4	3.4	6.7	12.6	17.4	18.8	—
IA Mixed Investment 40-85% Shares	2.8	5.4	10.1	14.8	8.6	27.4

Performance Calculation: All income is reinvested. Performance is shown inclusive of underlying fund charges but gross of Luna's investment management charge. Deduction of this charge will have the result of reducing the illustrated performance. A platform charge is applicable. Please refer to your investment adviser or investment administrator for details. Performance is calculated through Morningstar Direct and provided for illustrative purposes only and should not be viewed as the performance of a specific client account. The IA sector used is a relevant performance comparator for this MPS, with IA standing for Investment Association. Inception Date of 01 June 2020.

Luna Investment Management Ltd is a Company registered in England and Wales, registered number 12280396. Luna Investment Management Limited (FRN: 923454) is an appointed representative of Thornbridge Investment Management LLP (FRN: 713859) which is authorised and regulated by the Financial Conduct Authority and is the Investment Manager on the portfolio. Past performance is not a guide to future performance. The value of investments and any income from them can fall and you may get back less than you invested. Although the majority of holdings will be sterling denominated, the MPS is still exposed to currency fluctuations and fluctuations in currency value will mean that the value of your investment will move impact the holding. The information contained in this documentation has been taken from sources stated and is believed to be reliable and accurate, but without further investigation cannot be warranted as to accuracy or completeness. The MPS has a high level of liquidity because of the fact that the underlying funds held are all daily traded, and any purchases/sales settle on a T+2 basis. For further information, please refer to our conflicts policy which is available on request.

Luna MPS Passive 4



As of 30/11/2024

Investment Team

The Luna Model Portfolios are managed by the Luna Investment Committee, that includes the Luna Chief Investment Officer, Alex Brandreth, and the Thornbridge Chief Investment Officer, James Bedford. Alex Brandreth joined Luna in March 2020 and is responsible for co-ordinating the overall investment strategy at Luna from asset allocation to security selection. Alex is supported by Seldian Curri, the Deputy Fund Manager, who joined Luna in March 2023.

Market Commentary

The US election was front and centre during November, with the re-election of Donald Trump as the US president propelled US stock markets to new all-time highs. Closer to home, the Bank of England cut interest rates for the second time this year taking interest rates to 4.75%. In Europe, politics is certainly also having an impact with fragmentation in the governments of both France and Germany.

Back to the US and it was a red sweep with the Republicans taking both the House of Representatives and the Senate, this means they have control for at least two years when the mid-terms elections will take place. Stock markets bounced on proposed cuts to corporation tax – which could make US companies overnight for profitable when introduced. The S&P 500 and Nasdaq 100 were up 7.1%* and 6.5%* respectively in sterling terms during the month. The proposed introduction of tariffs will lead to a re-focussing on US produced goods and potentially could have a positive impact on the US economy. However, this is an incredibly complicated situation and as we saw in 2019

could lead to an all-out trade war which is bad for the global economy.

The news of the re-appointed President wasn't good news for all equity markets, one of Donald Trump's targets has always been China and the Chinese markets were weaker on the news. This was also unwinding some of the strong performance in the Summer from the stimulus packages announced.

Bond markets initially sold off after the Trump announcement because of the concern of greater debt levels, but they eventually calmed, and bond markets delivered strong returns during the month. This was because of a raft of weaker than expected economic data across the globe led to the view that interest rates need to come down quicker than expected.

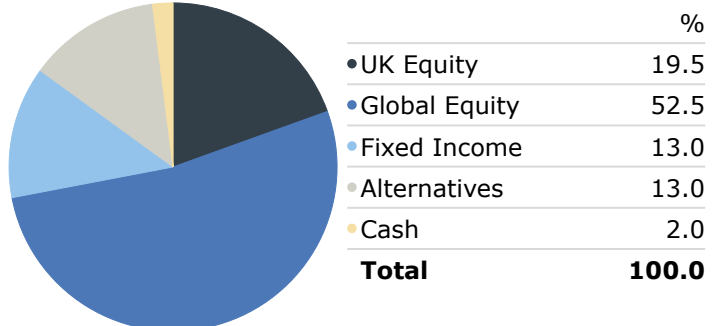
We would like to wish all our investors a very Merry Christmas and to a prosperous New Year.

Source: * MorningStar Direct ** Alpha Terminal

Top 10 Holdings


	Portfolio Weighting %
Fidelity Index World P Acc	12.5
iShares North American Eq Idx (UK) D Acc	8.1
Fidelity Index Japan P Acc	6.9
Atlantic House Defined Ret B GBP Acc	5.9
L&G All Stocks Gilt Index I Acc	5.8
iShares MSCI USAQualDiv ESG ETF USD Dis	5.3
Vanguard FTSE UK Eq Inc Idx £ Inc	4.9
L&G Global Emerging Markets Index I Acc	4.7
L&G UK Index I Acc	4.4
Fidelity Index US P Acc	4.3

Asset Allocation



Luna Investment Management Ltd is a Company registered in England and Wales, registered number 12280396. Luna Investment Management Limited (FRN: 923454) is an appointed representative of Thornbridge Investment Management LLP (FRN: 713859) which is authorised and regulated by the Financial Conduct Authority and is the Investment Manager on the portfolio. Past performance is not a guide to future performance. The value of investments and any income from them can fall and you may get back less than you invested. Although the majority of holdings will be sterling denominated, the MPS is still exposed to currency fluctuations and fluctuations in currency value will mean that the value of your investment will move impact the holding. The information contained in this documentation has been taken from sources stated and is believed to be reliable and accurate, but without further investigation cannot be warranted as to accuracy or completeness. The MPS has a high level of liquidity because of the fact that the underlying funds held are all daily traded, and any purchases/sales settle on a T+2 basis. For further information, please refer to our conflicts policy which is available on request.

Luna MPS Passive 5



As of 30/11/2024

Objective

The primary objective of this portfolio is to achieve high levels of capital growth and therefore adopts a higher risk approach. The portfolio has a significant allocation to equities and other risk assets.

Key Information

Launch Date	01/06/2020
Initial Fee	0%
Luna AMC	0.2%
Ongoing Charge Figure (%) **	0.21
Running Yield (%) *	1.84
Number of Holdings	18
Performance Comparator	IA Flexible Investment

* This is the weighted yield across the underlying holdings

** This is the weighted OCF across the underlying holdings and does not include incidental/transactional costs.

Investment Growth

Time Period: 01/06/2020 to 30/11/2024



— Luna MPS Passive 5 153.2 — IA Flexible Investment 136.0

Total Return - Trailing

Data Point: Return

	3 Months	6 Months	YTD	1 Year	3 Years	5 Years
Luna MPS Passive 5	3.9	7.2	13.9	18.8	21.0	—
IA Flexible Investment	3.1	5.1	10.2	14.6	9.0	30.4

Performance Calculation: All income is reinvested. Performance is shown inclusive of underlying fund charges but gross of Luna's investment management charge. Deduction of this charge will have the result of reducing the illustrated performance. A platform charge is applicable. Please refer to your investment adviser or investment administrator for details. Performance is calculated through Morningstar Direct and provided for illustrative purposes only and should not be viewed as the performance of a specific client account. The IA sector used is a relevant performance comparator for this MPS, with IA standing for Investment Association. Inception Date of 01 June 2020.

Luna MPS Passive 5



As of 30/11/2024

Investment Team

The Luna Model Portfolios are managed by the Luna Investment Committee, that includes the Luna Chief Investment Officer, Alex Brandreth, and the Thornbridge Chief Investment Officer, James Bedford. Alex Brandreth joined Luna in March 2020 and is responsible for co-ordinating the overall investment strategy at Luna from asset allocation to security selection. Alex is supported by Seldian Curri, the Deputy Fund Manager, who joined Luna in March 2023.

Market Commentary

The US election was front and centre during November, with the re-election of Donald Trump as the US president propelled US stock markets to new all-time highs. Closer to home, the Bank of England cut interest rates for the second time this year taking interest rates to 4.75%. In Europe, politics is certainly also having an impact with fragmentation in the governments of both France and Germany.

Back to the US and it was a red sweep with the Republicans taking both the House of Representatives and the Senate, this means they have control for at least two years when the mid-terms elections will take place. Stock markets bounced on proposed cuts to corporation tax – which could make US companies overnight for profitable when introduced. The S&P 500 and Nasdaq 100 were up 7.1%* and 6.5%* respectively in sterling terms during the month. The proposed introduction of tariffs will lead to a re-focussing on US produced goods and potentially could have a positive impact on the US economy. However, this is an incredibly complicated situation and as we saw in 2019

could lead to an all-out trade war which is bad for the global economy.

The news of the re-appointed President wasn't good news for all equity markets, one of Donald Trump's targets has always been China and the Chinese markets were weaker on the news. This was also unwinding some of the strong performance in the Summer from the stimulus packages announced.

Bond markets initially sold off after the Trump announcement because of the concern of greater debt levels, but they eventually calmed, and bond markets delivered strong returns during the month. This was because of a raft of weaker than expected economic data across the globe led to the view that interest rates need to come down quicker than expected.

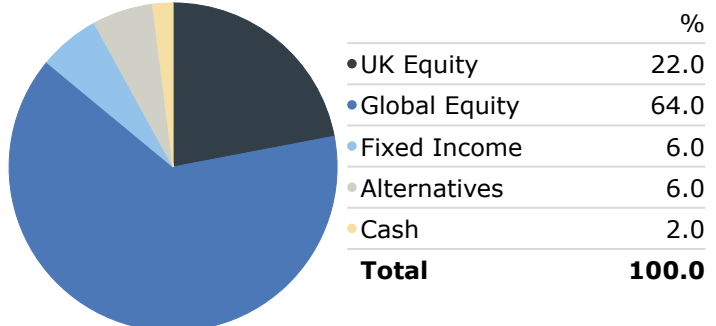
We would like to wish all our investors a very Merry Christmas and to a prosperous New Year.

Source: * MorningStar Direct ** Alpha Terminal

Top 10 Holdings

	Portfolio Weighting %
Fidelity Index World P Acc	13.5
iShares North American Eq Idx (UK) D Acc	10.7
Fidelity Index Japan P Acc	7.8
iShares MSCI USAQualDiv ESG ETF USD Dis	7.3
Vanguard FTSE UK Eq Inc Idx £ Inc	6.8
Atlantic House Defined Ret B GBP Acc	5.8
L&G UK Index I Acc	5.8
L&G All Stocks Gilt Index I Acc	5.7
Fidelity Index US P Acc	5.3
L&G Global Emerging Markets Index I Acc	4.6

Asset Allocation



Luna Investment Management Ltd is a Company registered in England and Wales, registered number 12280396. Luna Investment Management Limited (FRN: 923454) is an appointed representative of Thornbridge Investment Management LLP (FRN: 713859) which is authorised and regulated by the Financial Conduct Authority and is the Investment Manager on the portfolio. Past performance is not a guide to future performance. The value of investments and any income from them can fall and you may get back less than you invested. Although the majority of holdings will be sterling denominated, the MPS is still exposed to currency fluctuations and fluctuations in currency value will mean that the value of your investment will move impact the holding. The information contained in this documentation has been taken from sources stated and is believed to be reliable and accurate, but without further investigation cannot be warranted as to accuracy or completeness. The MPS has a high level of liquidity because of the fact that the underlying funds held are all daily traded, and any purchases/sales settle on a T+2 basis. For further information, please refer to our conflicts policy which is available on request.

Luna MPS Passive Income 1



As of 30/11/2024

Objective

The primary objective of this portfolio is to achieve a low to moderate level of capital growth and the portfolio therefore adopts a low to moderate risk approach. It is anticipated that a substantial proportion of the total return will come from income. The portfolio is diversified across a range of asset classes, and is broadly equally invested in equities, fixed income and alternative assets.

Key Information

Launch Date	01/06/2020
Initial Fee	0%
Luna AMC	0.2%
Ongoing Charge Figure (%) **	0.36
Running Yield (%) *	3.37
Number of Holdings	28
Performance Comparator	IA Mixed 20-60% Shares

* This is the weighted yield across the underlying holdings

** This is the weighted OCF across the underlying holdings and does not include incidental/transactional costs.

Investment Growth

Time Period: 01/06/2020 to 30/11/2024



— Luna MPS Passive Income 1 131.7 — IA Mixed Investment 20-60% Shares 120.6

Total Return - Trailing

Data Point: Return

	3 Months	6 Months	YTD	1 Year	3 Years	5 Years
Luna MPS Passive Income 1	1.8	4.7	8.6	12.8	11.9	—
IA Mixed Investment 20-60% Shares	1.7	4.5	7.3	11.4	4.9	15.4

Performance Calculation: All income is reinvested. Performance is shown inclusive of underlying fund charges but gross of Luna's investment management charge. Deduction of this charge will have the result of reducing the illustrated performance. A platform charge is applicable. Please refer to your investment adviser or investment administrator for details. Performance is calculated through Morningstar Direct and provided for illustrative purposes only and should not be viewed as the performance of a specific client account. The IA sector used is a relevant performance comparator for this MPS, with IA standing for Investment Association. Inception Date of 01 June 2020.

Luna MPS Passive Income 1



As of 30/11/2024

Investment Team

The Luna Model Portfolios are managed by the Luna Investment Committee, that includes the Luna Chief Investment Officer, Alex Brandreth, and the Thornbridge Chief Investment Officer, James Bedford. Alex Brandreth joined Luna in March 2020 and is responsible for co-ordinating the overall investment strategy at Luna from asset allocation to security selection. Alex is supported by Seldian Curri, the Deputy Fund Manager, who joined Luna in March 2023.

Market Commentary

The US election was front and centre during November, with the re-election of Donald Trump as the US president propelled US stock markets to new all-time highs. Closer to home, the Bank of England cut interest rates for the second time this year taking interest rates to 4.75%. In Europe, politics is certainly also having an impact with fragmentation in the governments of both France and Germany.

Back to the US and it was a red sweep with the Republicans taking both the House of Representatives and the Senate, this means they have control for at least two years when the mid-terms elections will take place. Stock markets bounced on proposed cuts to corporation tax – which could make US companies overnight for profitable when introduced. The S&P 500 and Nasdaq 100 were up 7.1%* and 6.5%* respectively in sterling terms during the month. The proposed introduction of tariffs will lead to a re-focussing on US produced goods and potentially could have a positive impact on the US economy. However, this is an incredibly complicated situation and as we saw in 2019

could lead to an all-out trade war which is bad for the global economy.

The news of the re-appointed President wasn't good news for all equity markets, one of Donald Trump's targets has always been China and the Chinese markets were weaker on the news. This was also unwinding some of the strong performance in the Summer from the stimulus packages announced.

Bond markets initially sold off after the Trump announcement because of the concern of greater debt levels, but they eventually calmed, and bond markets delivered strong returns during the month. This was because of a raft of weaker than expected economic data across the globe led to the view that interest rates need to come down quicker than expected.

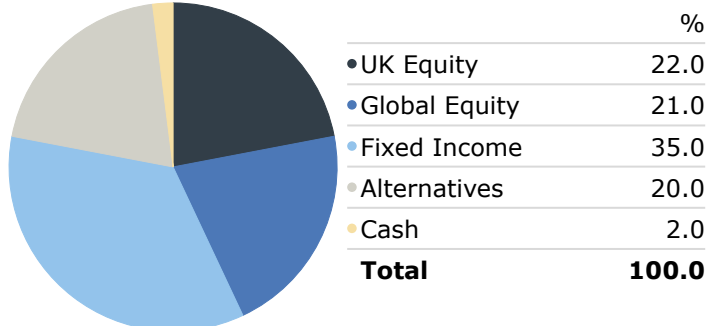
We would like to wish all our investors a very Merry Christmas and to a prosperous New Year.

Source: * MorningStar Direct ** Alpha Terminal

Top 10 Holdings

	Portfolio Weighting %
L&G All Stocks Gilt Index I Inc	8.3
Vanguard FTSE UK Eq Inc Idx £ Inc	7.9
L&G UK Index I Acc	6.9
Aegon High Yield Bond GBP S Acc	6.0
iShares UK Dividend ETF GBP Dist	4.9
Royal London Short Duration Gilts M Inc	4.4
iShares ESG OvrS Corp Bd Idx (UK) D Inc	4.1
Vanguard LifeStrategy 40% Equity A Acc	4.0
Fidelity Index Japan P Acc	4.0
Trojan Fund X Accumulation	4.0

Asset Allocation



Luna Investment Management Ltd is a Company registered in England and Wales, registered number 12280396. Luna Investment Management Limited (FRN: 923454) is an appointed representative of Thornbridge Investment Management LLP (FRN: 713859) which is authorised and regulated by the Financial Conduct Authority and is the Investment Manager on the portfolio. Past performance is not a guide to future performance. The value of investments and any income from them can fall and you may get back less than you invested. Although the majority of holdings will be sterling denominated, the MPS is still exposed to currency fluctuations and fluctuations in currency value will mean that the value of your investment will move impact the holding. The information contained in this documentation has been taken from sources stated and is believed to be reliable and accurate, but without further investigation cannot be warranted as to accuracy or completeness. The MPS has a high level of liquidity because of the fact that the underlying funds held are all daily traded, and any purchases/sales settle on a T+2 basis. For further information, please refer to our conflicts policy which is available on request.

Luna MPS Passive Income 2



As of 30/11/2024

Objective

The primary objective of this portfolio is to achieve a moderate level of capital growth and the portfolio therefore adopts a moderate risk approach. It is anticipated that a substantial proportion of the total return will come from income. The portfolio is diversified across different asset classes; equities, fixed income and alternative assets.

Key Information

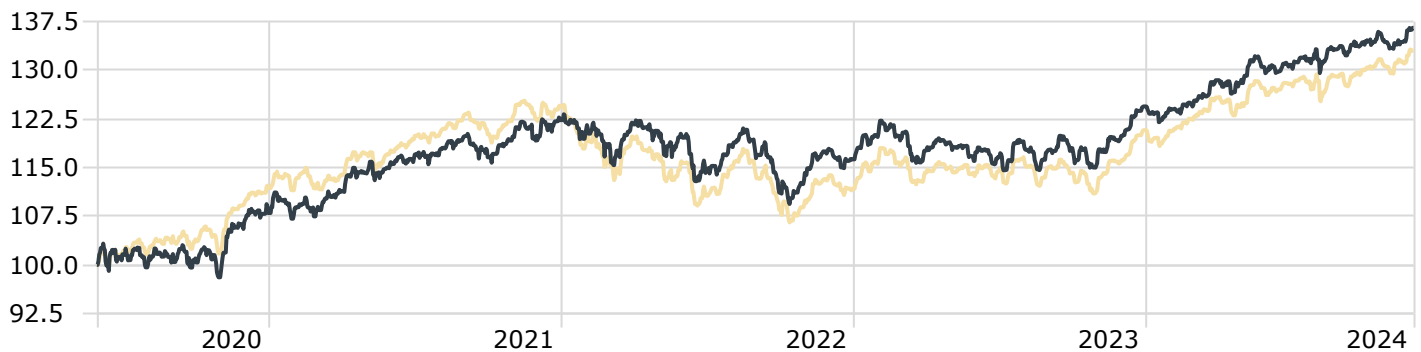
Launch Date	01/06/2020
Initial Fee	0%
Luna AMC	0.2%
Ongoing Charge Figure (%) **	0.36
Running Yield (%) *	3.39
Number of Holdings	25
Performance Comparator	IA Mixed 40-85% Shares

* This is the weighted yield across the underlying holdings

** This is the weighted OCF across the underlying holdings and does not include incidental/transactional costs.

Investment Growth

Time Period: 01/06/2020 to 30/11/2024



— Luna MPS Passive Income 2 136.6 — IA Mixed Investment 40-85% Shares 133.0

Total Return - Trailing

Data Point: Return

	3 Months	6 Months	YTD	1 Year	3 Years	5 Years
Luna MPS Passive Income 2	2.1	5.0	9.7	14.3	14.6	—
IA Mixed Investment 40-85% Shares	2.8	5.4	10.1	14.8	8.6	27.4

Performance Calculation: All income is reinvested. Performance is shown inclusive of underlying fund charges but gross of Luna's investment management charge. Deduction of this charge will have the result of reducing the illustrated performance. A platform charge is applicable. Please refer to your investment adviser or investment administrator for details. Performance is calculated through Morningstar Direct and provided for illustrative purposes only and should not be viewed as the performance of a specific client account. The IA sector used is a relevant performance comparator for this MPS, with IA standing for Investment Association. Inception Date of 01 June 2020.

Luna MPS Passive Income 2



As of 30/11/2024

Investment Team

The Luna Model Portfolios are managed by the Luna Investment Committee, that includes the Luna Chief Investment Officer, Alex Brandreth, and the Thornbridge Chief Investment Officer, James Bedford. Alex Brandreth joined Luna in March 2020 and is responsible for co-ordinating the overall investment strategy at Luna from asset allocation to security selection. Alex is supported by Seldian Curri, the Deputy Fund Manager, who joined Luna in March 2023.

Market Commentary

The US election was front and centre during November, with the re-election of Donald Trump as the US president propelled US stock markets to new all-time highs. Closer to home, the Bank of England cut interest rates for the second time this year taking interest rates to 4.75%. In Europe, politics is certainly also having an impact with fragmentation in the governments of both France and Germany.

Back to the US and it was a red sweep with the Republicans taking both the House of Representatives and the Senate, this means they have control for at least two years when the mid-terms elections will take place. Stock markets bounced on proposed cuts to corporation tax – which could make US companies overnight for profitable when introduced. The S&P 500 and Nasdaq 100 were up 7.1%* and 6.5%* respectively in sterling terms during the month. The proposed introduction of tariffs will lead to a re-focussing on US produced goods and potentially could have a positive impact on the US economy. However, this is an incredibly complicated situation and as we saw in 2019

could lead to an all-out trade war which is bad for the global economy.

The news of the re-appointed President wasn't good news for all equity markets, one of Donald Trump's targets has always been China and the Chinese markets were weaker on the news. This was also unwinding some of the strong performance in the Summer from the stimulus packages announced.

Bond markets initially sold off after the Trump announcement because of the concern of greater debt levels, but they eventually calmed, and bond markets delivered strong returns during the month. This was because of a raft of weaker than expected economic data across the globe led to the view that interest rates need to come down quicker than expected.

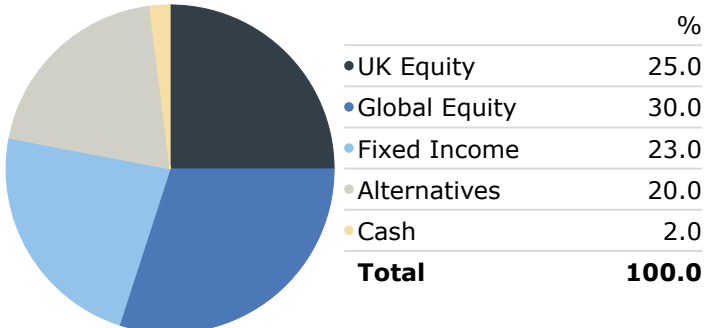
We would like to wish all our investors a very Merry Christmas and to a prosperous New Year.

Source: * MorningStar Direct ** Alpha Terminal

Top 10 Holdings

	Portfolio Weighting %
Vanguard FTSE UK Eq Inc Idx £ Inc	7.9
L&G UK Index I Acc	7.9
Atlantic House Defined Ret I Inc GBP	5.9
L&G All Stocks Gilt Index I Inc	5.8
SPDR® S&P US Dividend Aristocrats ETFDis	5.3
Fidelity Index Japan P Acc	5.0
Trojan Fund X Accumulation	5.0
iShares UK Dividend ETF GBP Dist	4.9
iShares Corporate Bond Index (UK) D Inc	4.9
Vanguard LifeStrategy 40% Equity A Acc	4.0

Asset Allocation



Luna Investment Management Ltd is a Company registered in England and Wales, registered number 12280396. Luna Investment Management Limited (FRN: 923454) is an appointed representative of Thornbridge Investment Management LLP (FRN: 713859) which is authorised and regulated by the Financial Conduct Authority and is the Investment Manager on the portfolio. Past performance is not a guide to future performance. The value of investments and any income from them can fall and you may get back less than you invested. Although the majority of holdings will be sterling denominated, the MPS is still exposed to currency fluctuations and fluctuations in currency value will mean that the value of your investment will move impact the holding. The information contained in this documentation has been taken from sources stated and is believed to be reliable and accurate, but without further investigation cannot be warranted as to accuracy or completeness. The MPS has a high level of liquidity because of the fact that the underlying funds held are all daily traded, and any purchases/sales settle on a T+2 basis. For further information, please refer to our conflicts policy which is available on request.