

Luna MPS ESG 1



As of 30/04/2024

Objective

The primary objective of this portfolio is to preserve capital and therefore adopts a low risk approach. The portfolio is diversified across a range of asset classes, with greater exposure to fixed income than in equities. The portfolio aims to deliver a real return, ahead of cash over the long term. The funds selected in this portfolio rate highly from an ESG perspective.

Key Information

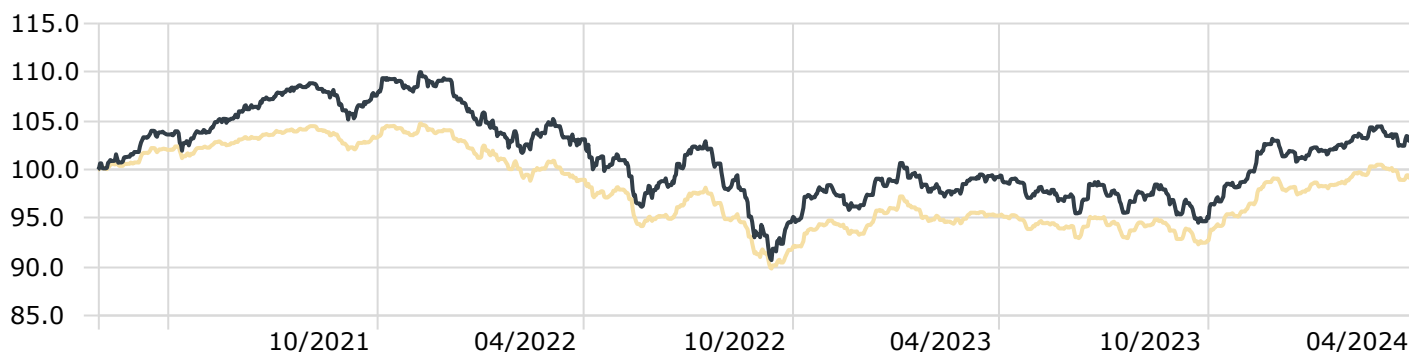
Launch Date	01/03/2021
Initial Fee	0%
Luna AMC	0.25%
Ongoing Charge Figure (%) **	0.50
Running Yield (%) *	2.41
Number of Holdings	20
Performance Comparator	IA Mixed 0-35% Shares

* This is the weighted yield across the underlying holdings

** This is the weighted OCF across the underlying holdings and does not include incidental/transactional costs.

Investment Growth

Time Period: 01/03/2021 to 30/04/2024



— Luna MPS ESG 1

103.4 — IA Mixed Investment 0-35% Shares

99.5

Total Return - Trailing

Data Point: Return

	3 Months	6 Months	YTD	1 Year	3 Years	5 Years
Luna MPS ESG 1	1.2	8.7	0.4	4.2	-0.2	—
IA Mixed Investment 0-35% Shares	1.0	7.3	0.4	4.4	-2.5	6.0

Performance Calculation: All income is reinvested. Performance is shown inclusive of underlying fund charges but gross of Luna's investment management charge. Deduction of this charge will have the result of reducing the illustrated performance. A platform charge is applicable. Please refer to your investment adviser or investment administrator for details. Performance is calculated through Morningstar Direct and provided for illustrative purposes only and should not be viewed as the performance of a specific client account. The IA sector used is a relevant performance comparator for this MPS, with IA standing for Investment Association. Inception Date of 01 June 2020.

Luna Investment Management Ltd is a Company registered in England and Wales, registered number 12280396. Luna Investment Management Limited (FRN: 923454) is an appointed representative of Thornbridge Investment Management LLP (FRN: 713859) which is authorised and regulated by the Financial Conduct Authority and is the Investment Manager on the portfolio. Past performance is not a guide to future performance. The value of investments and any income from them can fall and you may get back less than you invested. Although the majority of holdings will be sterling denominated, the MPS is still exposed to currency fluctuations and fluctuations in currency value will mean that the value of your investment will move impact the holding. The information contained in this documentation has been taken from sources stated and is believed to be reliable and accurate, but without further investigation cannot be warranted as to accuracy or completeness. The MPS has a high level of liquidity because of the fact that the underlying funds held are all daily traded, and any purchases/sales settle on a T+2 basis. For further information, please refer to our conflicts policy which is available on request.

Luna MPS ESG 1



As of 30/04/2024

Investment Team

The Luna Model Portfolios are managed by the Luna Investment Committee, that includes the Luna Chief Investment Officer, Alex Brandreth, and the Thornbridge Chief Investment Officer, James Bedford. Alex Brandreth joined Luna in March 2020 and is responsible for co-ordinating the overall investment strategy at Luna from asset allocation to security selection. Alex is supported by Ben Eardley, the Deputy Fund Manager, who joined Luna in September 2020.

Market Commentary

Sticky, that was the key word for the month. Inflation globally is proving to be 'sticking around' for longer than anticipated. Couple this with stronger economic growth and the expectation that interest rates would come tumbling down is starting to fade. The US Consumer Price Index (CPI) increased to 3.5% from 3.2% during the month. UK inflation fell but not by as much had been hoped. CPI is now 3.2%, still above the 2% Bank of England target. This backdrop was a headwind to bond investors with nearly all fixed income asset classes delivering negative returns during the month.

Global equity markets delivered diverging returns during April. The Japanese market, which has been supercharged for nearly a year now, saw some profit taking following the ongoing weakness of the yen. To a sterling investor the Nikkei 225 was down over 7% during the month. On the flip side, Chinese equities are bouncing from a very low base and returned over 8% during the month. Closer to home though, finally some positive headlines for a UK investor. The FTSE 100 broke through and hit an all-time high during the month, and

did so for four days on the trot. This was thanks to stronger commodity markets and financials performing well – key sectors in the FTSE 100.

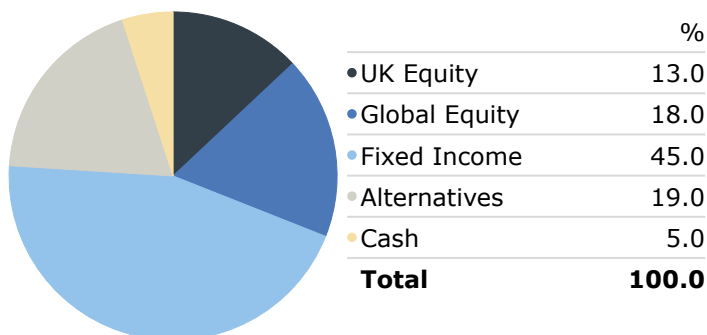
April was a month of ascendance for global commodity indices, with the S&P Goldman Sachs Commodity Index climbing by 1.5%. This rally was underpinned by a notable surge in gold, which broke past the \$2,400 mark, setting a new nominal record before experiencing a minor pullback. The base metals sector also saw impressive gains with zinc and copper prices climbing by 18.3% and 13.2% respectively, driven by robust demand from improved manufacturing activities in the US and China, and by ongoing supply disruptions.

Looking forward and into May, the Federal Reserve meet early in the month with little expected. Significant attention will continue to be on inflation data. US CPI figures will be released on the 15th of the month with the UK CPI data released exactly a week later on the 22nd. In the short term, this is the key driver of both bond and equity markets.

Top 10 Holdings

	Portfolio Weighting %
L&G All Stocks Gilt Index I Acc	6.9
Fundsmith Sustainable Equity I Acc	6.9
iShares \$ TIPS 0-5 ETF GBP H Dist	6.0
L&G Future World Global Opps I £Acc	6.0
L&G Future World ESG Dev Idx I GBP Acc	5.9
L&G Future World ESG UK Index I £ Acc	5.1
Fidelity Global Dividend W Acc	5.0
Trojan Ethical Income X Inc	5.0
iShares ESG Scrn Gl CorpBd Idx D GBPH D	5.0
L&G All Stocks Index Linked Gt Idx I Acc	4.9

Asset Allocation



Luna Investment Management Ltd is a Company registered in England and Wales, registered number 12280396. Luna Investment Management Limited (FRN: 923454) is an appointed representative of Thornbridge Investment Management LLP (FRN: 713859) which is authorised and regulated by the Financial Conduct Authority and is the Investment Manager on the portfolio. Past performance is not a guide to future performance. The value of investments and any income from them can fall and you may get back less than you invested. Although the majority of holdings will be sterling denominated, the MPS is still exposed to currency fluctuations and fluctuations in currency value will mean that the value of your investment will move impact the holding. The information contained in this documentation has been taken from sources stated and is believed to be reliable and accurate, but without further investigation cannot be warranted as to accuracy or completeness. The MPS has a high level of liquidity because of the fact that the underlying funds held are all daily traded, and any purchases/sales settle on a T+2 basis. For further information, please refer to our conflicts policy which is available on request.

Luna MPS ESG 2



As of 30/04/2024

Objective

The primary objective of this portfolio is to achieve a below moderate level of capital growth and risk. The portfolio is diversified across a range of asset classes, and is broadly equally invested across equities, fixed income and alternative assets. The funds selected in this portfolio rate highly from an ESG perspective.

Key Information

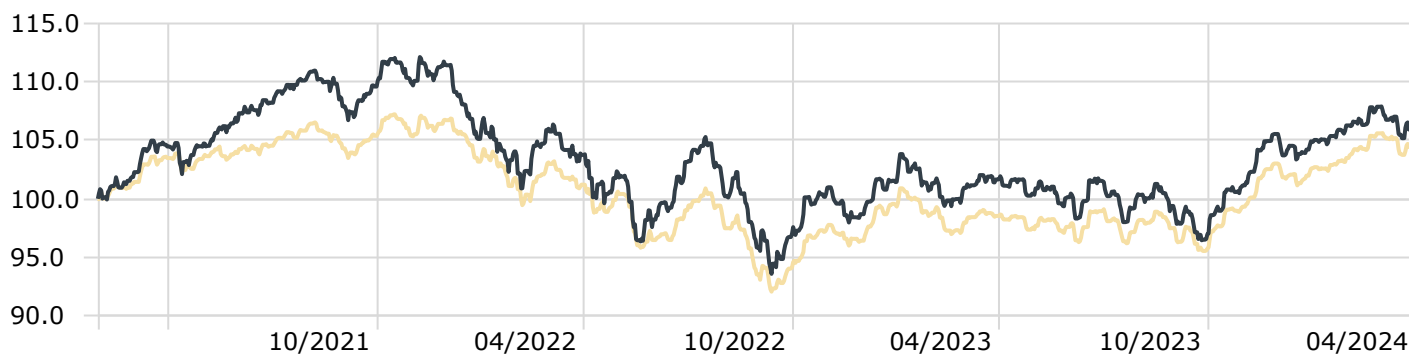
Launch Date	01/03/2021
Initial Fee	0%
Luna AMC	0.25%
Ongoing Charge Figure (%) **	0.55
Running Yield (%) *	2.26
Number of Holdings	28
Performance Comparator	IA Mixed 20-60% Shares

* This is the weighted yield across the underlying holdings

** This is the weighted OCF across the underlying holdings and does not include incidental/transactional costs.

Investment Growth

Time Period: 01/03/2021 to 30/04/2024



— Luna MPS ESG 2 106.5 — IA Mixed Investment 20-60% Shares 104.9

Total Return - Trailing

Data Point: Return

	3 Months	6 Months	YTD	1 Year	3 Years	5 Years
Luna MPS ESG 2	1.6	9.8	0.9	4.8	1.9	—
IA Mixed Investment 20-60% Shares	2.2	9.5	1.8	6.4	1.3	13.3

Performance Calculation: All income is reinvested. Performance is shown inclusive of underlying fund charges but gross of Luna's investment management charge. Deduction of this charge will have the result of reducing the illustrated performance. A platform charge is applicable. Please refer to your investment adviser or investment administrator for details. Performance is calculated through Morningstar Direct and provided for illustrative purposes only and should not be viewed as the performance of a specific client account. The IA sector used is a relevant performance comparator for this MPS, with IA standing for Investment Association. Inception Date of 01 June 2020.

Luna Investment Management Ltd is a Company registered in England and Wales, registered number 12280396. Luna Investment Management Limited (FRN: 923454) is an appointed representative of Thornbridge Investment Management LLP (FRN: 713859) which is authorised and regulated by the Financial Conduct Authority and is the Investment Manager on the portfolio. Past performance is not a guide to future performance. The value of investments and any income from them can fall and you may get back less than you invested. Although the majority of holdings will be sterling denominated, the MPS is still exposed to currency fluctuations and fluctuations in currency value will mean that the value of your investment will move impact the holding. The information contained in this documentation has been taken from sources stated and is believed to be reliable and accurate, but without further investigation cannot be warranted as to accuracy or completeness. The MPS has a high level of liquidity because of the fact that the underlying funds held are all daily traded, and any purchases/sales settle on a T+2 basis. For further information, please refer to our conflicts policy which is available on request.

Luna MPS ESG 2



As of 30/04/2024

Investment Team

The Luna Model Portfolios are managed by the Luna Investment Committee, that includes the Luna Chief Investment Officer, Alex Brandreth, and the Thornbridge Chief Investment Officer, James Bedford. Alex Brandreth joined Luna in March 2020 and is responsible for co-ordinating the overall investment strategy at Luna from asset allocation to security selection. Alex is supported by Ben Eardley, the Deputy Fund Manager, who joined Luna in September 2020.

Market Commentary

Sticky, that was the key word for the month. Inflation globally is proving to be 'sticking around' for longer than anticipated. Couple this with stronger economic growth and the expectation that interest rates would come tumbling down is starting to fade. The US Consumer Price Index (CPI) increased to 3.5% from 3.2% during the month. UK inflation fell but not by as much had been hoped. CPI is now 3.2%, still above the 2% Bank of England target. This backdrop was a headwind to bond investors with nearly all fixed income asset classes delivering negative returns during the month.

Global equity markets delivered diverging returns during April. The Japanese market, which has been supercharged for nearly a year now, saw some profit taking following the ongoing weakness of the yen. To a sterling investor the Nikkei 225 was down over 7% during the month. On the flip side, Chinese equities are bouncing from a very low base and returned over 8% during the month. Closer to home though, finally some positive headlines for a UK investor. The FTSE 100 broke through and hit an all-time high during the month, and

did so for four days on the trot. This was thanks to stronger commodity markets and financials performing well – key sectors in the FTSE 100.

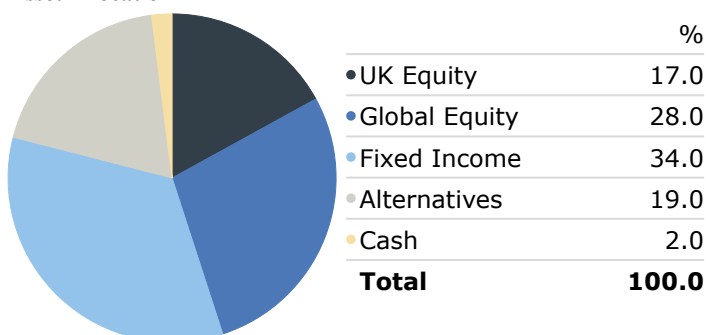
April was a month of ascendance for global commodity indices, with the S&P Goldman Sachs Commodity Index climbing by 1.5%. This rally was underpinned by a notable surge in gold, which broke past the \$2,400 mark, setting a new nominal record before experiencing a minor pullback. The base metals sector also saw impressive gains with zinc and copper prices climbing by 18.3% and 13.2% respectively, driven by robust demand from improved manufacturing activities in the US and China, and by ongoing supply disruptions.

Looking forward and into May, the Federal Reserve meet early in the month with little expected. Significant attention will continue to be on inflation data. US CPI figures will be released on the 15th of the month with the UK CPI data released exactly a week later on the 22nd. In the short term, this is the key driver of both bond and equity markets.

Top 10 Holdings

	Portfolio Weighting %
L&G Future World ESG Dev Idx I GBP Acc	5.9
Trojan Ethical X Acc	5.1
iShares \$ TIPS 0-5 ETF GBP H Dist	5.1
M&G Sustainable Glb Hi Yld Bd GBP I-HAcc	5.0
Royal London Short Duration Gilts M Inc	4.5
VT Gravis Clean Energy Income C GBP Inc	4.1
L&G Future World ESG UK Index I £ Acc	4.1
L&G Future World Global Opps I £Acc	4.0
Royal London Sustainable Leaders C Acc	4.0
Muzinich Sustainable Credit HGBP Inc S	4.0

Asset Allocation



Luna Investment Management Ltd is a Company registered in England and Wales, registered number 12280396. Luna Investment Management Limited (FRN: 923454) is an appointed representative of Thornbridge Investment Management LLP (FRN: 713859) which is authorised and regulated by the Financial Conduct Authority and is the Investment Manager on the portfolio. Past performance is not a guide to future performance. The value of investments and any income from them can fall and you may get back less than you invested. Although the majority of holdings will be sterling denominated, the MPS is still exposed to currency fluctuations and fluctuations in currency value will mean that the value of your investment will move impact the holding. The information contained in this documentation has been taken from sources stated and is believed to be reliable and accurate, but without further investigation cannot be warranted as to accuracy or completeness. The MPS has a high level of liquidity because of the fact that the underlying funds held are all daily traded, and any purchases/sales settle on a T+2 basis. For further information, please refer to our conflicts policy which is available on request.

Luna MPS ESG 3



As of 30/04/2024

Objective

The primary objective of this portfolio is to achieve a moderate level of capital growth. The portfolio is diversified across different asset classes and adopts a moderate risk approach. The funds selected in this portfolio rate highly from an ESG perspective.

Key Information

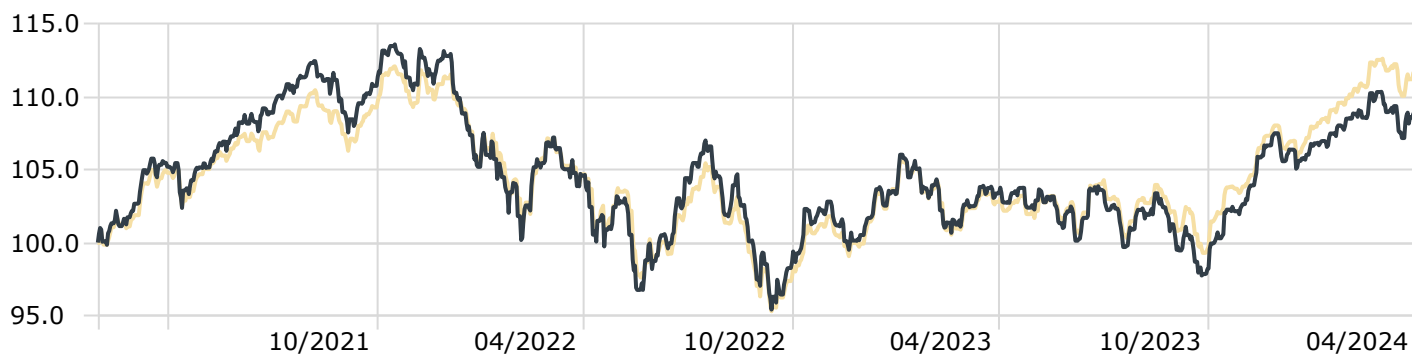
Launch Date	01/03/2021
Initial Fee	0%
Luna AMC	0.25%
Ongoing Charge Figure (%) **	0.60
Running Yield (%) *	2.22
Number of Holdings	27
Performance Comparator	IA Mixed 40-85% Shares

* This is the weighted yield across the underlying holdings

** This is the weighted OCF across the underlying holdings and does not include incidental/transactional costs.

Investment Growth

Time Period: 01/03/2021 to 30/04/2024



— Luna MPS ESG 3 108.9 — IA Mixed Investment 40-85% Shares 111.7

Total Return - Trailing

Data Point: Return

	3 Months	6 Months	YTD	1 Year	3 Years	5 Years
Luna MPS ESG 3	2.1	11.0	1.4	5.4	3.6	—
IA Mixed Investment 40-85% Shares	3.5	12.2	3.4	8.7	6.6	24.6

Performance Calculation: All income is reinvested. Performance is shown inclusive of underlying fund charges but gross of Luna's investment management charge. Deduction of this charge will have the result of reducing the illustrated performance. A platform charge is applicable. Please refer to your investment adviser or investment administrator for details. Performance is calculated through Morningstar Direct and provided for illustrative purposes only and should not be viewed as the performance of a specific client account. The IA sector used is a relevant performance comparator for this MPS, with IA standing for Investment Association. Inception Date of 01 June 2020.

Luna Investment Management Ltd is a Company registered in England and Wales, registered number 12280396. Luna Investment Management Limited (FRN: 923454) is an appointed representative of Thornbridge Investment Management LLP (FRN: 713859) which is authorised and regulated by the Financial Conduct Authority and is the Investment Manager on the portfolio. Past performance is not a guide to future performance. The value of investments and any income from them can fall and you may get back less than you invested. Although the majority of holdings will be sterling denominated, the MPS is still exposed to currency fluctuations and fluctuations in currency value will mean that the value of your investment will move impact the holding. The information contained in this documentation has been taken from sources stated and is believed to be reliable and accurate, but without further investigation cannot be warranted as to accuracy or completeness. The MPS has a high level of liquidity because of the fact that the underlying funds held are all daily traded, and any purchases/sales settle on a T+2 basis. For further information, please refer to our conflicts policy which is available on request.

Luna MPS ESG 3



As of 30/04/2024

Investment Team

The Luna Model Portfolios are managed by the Luna Investment Committee, that includes the Luna Chief Investment Officer, Alex Brandreth, and the Thornbridge Chief Investment Officer, James Bedford. Alex Brandreth joined Luna in March 2020 and is responsible for co-ordinating the overall investment strategy at Luna from asset allocation to security selection. Alex is supported by Ben Eardley, the Deputy Fund Manager, who joined Luna in September 2020.

Market Commentary

Sticky, that was the key word for the month. Inflation globally is proving to be 'sticking around' for longer than anticipated. Couple this with stronger economic growth and the expectation that interest rates would come tumbling down is starting to fade. The US Consumer Price Index (CPI) increased to 3.5% from 3.2% during the month. UK inflation fell but not by as much had been hoped. CPI is now 3.2%, still above the 2% Bank of England target. This backdrop was a headwind to bond investors with nearly all fixed income asset classes delivering negative returns during the month.

Global equity markets delivered diverging returns during April. The Japanese market, which has been supercharged for nearly a year now, saw some profit taking following the ongoing weakness of the yen. To a sterling investor the Nikkei 225 was down over 7% during the month. On the flip side, Chinese equities are bouncing from a very low base and returned over 8% during the month. Closer to home though, finally some positive headlines for a UK investor. The FTSE 100 broke through and hit an all-time high during the month, and

did so for four days on the trot. This was thanks to stronger commodity markets and financials performing well – key sectors in the FTSE 100.

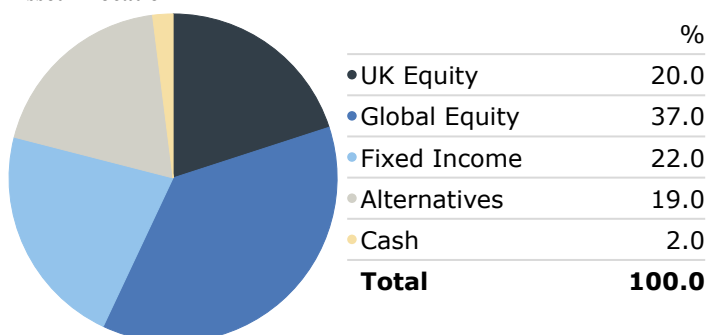
April was a month of ascendance for global commodity indices, with the S&P Goldman Sachs Commodity Index climbing by 1.5%. This rally was underpinned by a notable surge in gold, which broke past the \$2,400 mark, setting a new nominal record before experiencing a minor pullback. The base metals sector also saw impressive gains with zinc and copper prices climbing by 18.3% and 13.2% respectively, driven by robust demand from improved manufacturing activities in the US and China, and by ongoing supply disruptions.

Looking forward and into May, the Federal Reserve meet early in the month with little expected. Significant attention will continue to be on inflation data. US CPI figures will be released on the 15th of the month with the UK CPI data released exactly a week later on the 22nd. In the short term, this is the key driver of both bond and equity markets.

Top 10 Holdings

	Portfolio Weighting %
Fidelity Global Dividend W Acc	6.0
VT Gravis Clean Energy Income C GBP Inc	5.2
Trojan Ethical X Acc	5.1
L&G Future World ESG Dev Idx I GBP Acc	5.0
Comgest Growth Japan GBP U Acc	4.7
L&G Future World ESG UK Index I £ Acc	4.1
Premier Miton Responsible UK Eq C acc	4.1
Stewart Inv Gbl EM Sustnby B GBP Acc	4.1
L&G Future World Global Opps I £Acc	4.0
Royal London Short Duration Gilts M Inc	4.0

Asset Allocation



Luna Investment Management Ltd is a Company registered in England and Wales, registered number 12280396. Luna Investment Management Limited (FRN: 923454) is an appointed representative of Thornbridge Investment Management LLP (FRN: 713859) which is authorised and regulated by the Financial Conduct Authority and is the Investment Manager on the portfolio. Past performance is not a guide to future performance. The value of investments and any income from them can fall and you may get back less than you invested. Although the majority of holdings will be sterling denominated, the MPS is still exposed to currency fluctuations and fluctuations in currency value will mean that the value of your investment will move impact the holding. The information contained in this documentation has been taken from sources stated and is believed to be reliable and accurate, but without further investigation cannot be warranted as to accuracy or completeness. The MPS has a high level of liquidity because of the fact that the underlying funds held are all daily traded, and any purchases/sales settle on a T+2 basis. For further information, please refer to our conflicts policy which is available on request.

Luna MPS ESG 4



As of 30/04/2024

Objective

The primary objective of this portfolio is to achieve above average capital growth and the portfolio therefore adopts a moderate to higher risk approach. The portfolio is diversified across most asset classes but has a bias towards equities. The funds selected in this portfolio rate highly from an ESG perspective.

Key Information

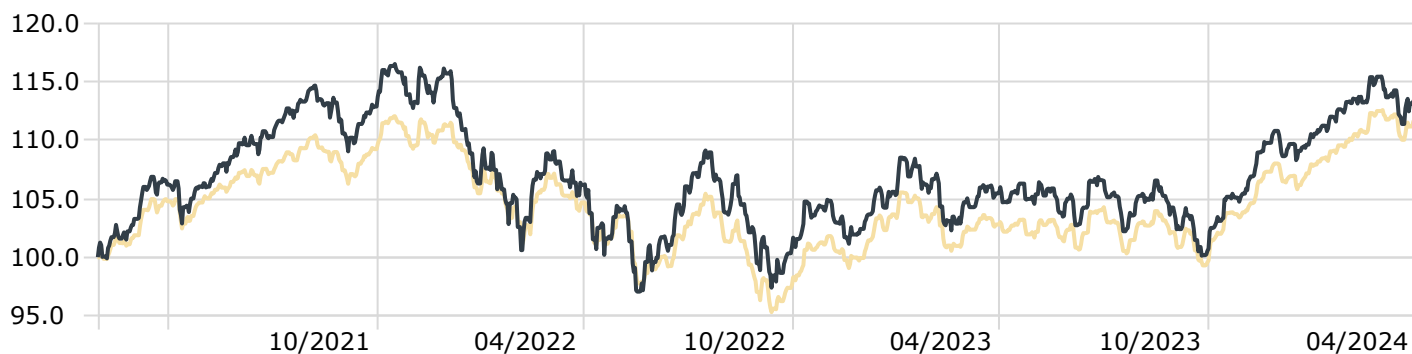
Launch Date	01/03/2021
Initial Fee	0%
Luna AMC	0.25%
Ongoing Charge Figure (%) **	0.59
Running Yield (%) *	1.79
Number of Holdings	23
Performance Comparator	IA Mixed 40-85% Shares

* This is the weighted yield across the underlying holdings

** This is the weighted OCF across the underlying holdings and does not include incidental/transactional costs.

Investment Growth

Time Period: 01/03/2021 to 30/04/2024



— Luna MPS ESG 4 113.5 — IA Mixed Investment 40-85% Shares 111.7

Total Return - Trailing

Data Point: Return

	3 Months	6 Months	YTD	1 Year	3 Years	5 Years
Luna MPS ESG 4	2.9	12.9	2.4	7.7	6.9	—
IA Mixed Investment 40-85% Shares	3.5	12.2	3.4	8.7	6.6	24.6

Performance Calculation: All income is reinvested. Performance is shown inclusive of underlying fund charges but gross of Luna's investment management charge. Deduction of this charge will have the result of reducing the illustrated performance. A platform charge is applicable. Please refer to your investment adviser or investment administrator for details. Performance is calculated through Morningstar Direct and provided for illustrative purposes only and should not be viewed as the performance of a specific client account. The IA sector used is a relevant performance comparator for this MPS, with IA standing for Investment Association. Inception Date of 01 June 2020.

Luna Investment Management Ltd is a Company registered in England and Wales, registered number 12280396. Luna Investment Management Limited (FRN: 923454) is an appointed representative of Thornbridge Investment Management LLP (FRN: 713859) which is authorised and regulated by the Financial Conduct Authority and is the Investment Manager on the portfolio. Past performance is not a guide to future performance. The value of investments and any income from them can fall and you may get back less than you invested. Although the majority of holdings will be sterling denominated, the MPS is still exposed to currency fluctuations and fluctuations in currency value will mean that the value of your investment will move impact the holding. The information contained in this documentation has been taken from sources stated and is believed to be reliable and accurate, but without further investigation cannot be warranted as to accuracy or completeness. The MPS has a high level of liquidity because of the fact that the underlying funds held are all daily traded, and any purchases/sales settle on a T+2 basis. For further information, please refer to our conflicts policy which is available on request.

Luna MPS ESG 4



As of 30/04/2024

Investment Team

The Luna Model Portfolios are managed by the Luna Investment Committee, that includes the Luna Chief Investment Officer, Alex Brandreth, and the Thornbridge Chief Investment Officer, James Bedford. Alex Brandreth joined Luna in March 2020 and is responsible for co-ordinating the overall investment strategy at Luna from asset allocation to security selection. Alex is supported by Ben Eardley, the Deputy Fund Manager, who joined Luna in September 2020.

Market Commentary

Sticky, that was the key word for the month. Inflation globally is proving to be 'sticking around' for longer than anticipated. Couple this with stronger economic growth and the expectation that interest rates would come tumbling down is starting to fade. The US Consumer Price Index (CPI) increased to 3.5% from 3.2% during the month. UK inflation fell but not by as much had been hoped. CPI is now 3.2%, still above the 2% Bank of England target. This backdrop was a headwind to bond investors with nearly all fixed income asset classes delivering negative returns during the month.

Global equity markets delivered diverging returns during April. The Japanese market, which has been supercharged for nearly a year now, saw some profit taking following the ongoing weakness of the yen. To a sterling investor the Nikkei 225 was down over 7% during the month. On the flip side, Chinese equities are bouncing from a very low base and returned over 8% during the month. Closer to home though, finally some positive headlines for a UK investor. The FTSE 100 broke through and hit an all-time high during the month, and

did so for four days on the trot. This was thanks to stronger commodity markets and financials performing well – key sectors in the FTSE 100.

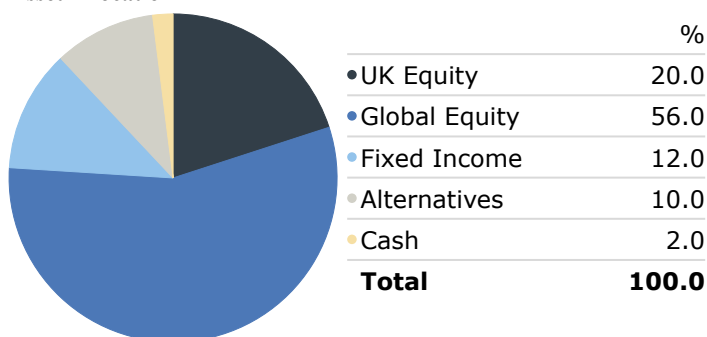
April was a month of ascendance for global commodity indices, with the S&P Goldman Sachs Commodity Index climbing by 1.5%. This rally was underpinned by a notable surge in gold, which broke past the \$2,400 mark, setting a new nominal record before experiencing a minor pullback. The base metals sector also saw impressive gains with zinc and copper prices climbing by 18.3% and 13.2% respectively, driven by robust demand from improved manufacturing activities in the US and China, and by ongoing supply disruptions.

Looking forward and into May, the Federal Reserve meet early in the month with little expected. Significant attention will continue to be on inflation data. US CPI figures will be released on the 15th of the month with the UK CPI data released exactly a week later on the 22nd. In the short term, this is the key driver of both bond and equity markets.

Top 10 Holdings

	Portfolio Weighting %
L&G Future World ESG Dev Idx I GBP Acc	11.9
Fidelity Global Dividend W Acc	8.1
Comgest Growth Japan GBP U Acc	6.6
Fundsmith Sustainable Equity I Acc	6.0
Stewart Inv Gbl EM Sustnby B GBP Acc	5.1
iShares MSCI USAQualDiv ESG ETF USD Dis	4.9
L&G Future World ESG UK Index I £ Acc	4.1
Premier Miton Responsible UK Eq C acc	4.1
Royal London Sustainable Leaders C Acc	4.0
Trojan Ethical Income X Inc	4.0

Asset Allocation



Luna Investment Management Ltd is a Company registered in England and Wales, registered number 12280396. Luna Investment Management Limited (FRN: 923454) is an appointed representative of Thornbridge Investment Management LLP (FRN: 713859) which is authorised and regulated by the Financial Conduct Authority and is the Investment Manager on the portfolio. Past performance is not a guide to future performance. The value of investments and any income from them can fall and you may get back less than you invested. Although the majority of holdings will be sterling denominated, the MPS is still exposed to currency fluctuations and fluctuations in currency value will mean that the value of your investment will move impact the holding. The information contained in this documentation has been taken from sources stated and is believed to be reliable and accurate, but without further investigation cannot be warranted as to accuracy or completeness. The MPS has a high level of liquidity because of the fact that the underlying funds held are all daily traded, and any purchases/sales settle on a T+2 basis. For further information, please refer to our conflicts policy which is available on request.

Luna MPS ESG 5



As of 30/04/2024

Objective

The primary objective of this portfolio is to achieve high levels of capital growth and therefore adopts a higher risk approach. The portfolio has a significant allocation to equities and other risk assets. The funds selected in this portfolio rate highly from an ESG perspective.

Key Information

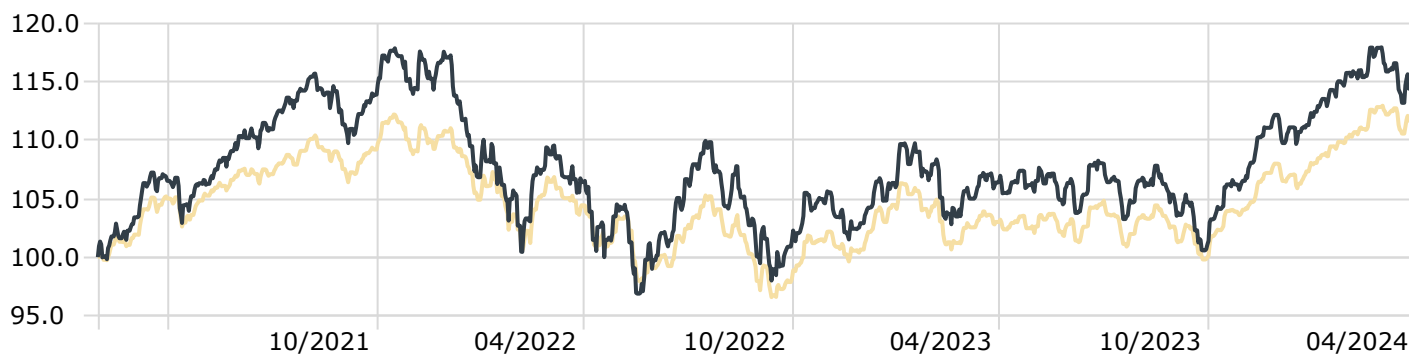
Launch Date	01/03/2021
Initial Fee	0%
Luna AMC	0.25%
Ongoing Charge Figure (%) **	0.60
Running Yield (%) *	1.52
Number of Holdings	19
Performance Comparator	IA Flexible Investment

* This is the weighted yield across the underlying holdings

** This is the weighted OCF across the underlying holdings and does not include incidental/transactional costs.

Investment Growth

Time Period: 01/03/2021 to 30/04/2024



— Luna MPS ESG 5

— IA Flexible Investment

112.3

Total Return - Trailing

Data Point: Return

	3 Months	6 Months	YTD	1 Year	3 Years	5 Years
Luna MPS ESG 5	3.1	14.3	3.0	8.6	8.4	—
IA Flexible Investment	4.0	12.3	3.9	9.0	6.9	27.7

Performance Calculation: All income is reinvested. Performance is shown inclusive of underlying fund charges but gross of Luna's investment management charge. Deduction of this charge will have the result of reducing the illustrated performance. A platform charge is applicable. Please refer to your investment adviser or investment administrator for details. Performance is calculated through Morningstar Direct and provided for illustrative purposes only and should not be viewed as the performance of a specific client account. The IA sector used is a relevant performance comparator for this MPS, with IA standing for Investment Association. Inception Date of 01 June 2020.

Luna Investment Management Ltd is a Company registered in England and Wales, registered number 12280396. Luna Investment Management Limited (FRN: 923454) is an appointed representative of Thornbridge Investment Management LLP (FRN: 713859) which is authorised and regulated by the Financial Conduct Authority and is the Investment Manager on the portfolio. Past performance is not a guide to future performance. The value of investments and any income from them can fall and you may get back less than you invested. Although the majority of holdings will be sterling denominated, the MPS is still exposed to currency fluctuations and fluctuations in currency value will mean that the value of your investment will move impact the holding. The information contained in this documentation has been taken from sources stated and is believed to be reliable and accurate, but without further investigation cannot be warranted as to accuracy or completeness. The MPS has a high level of liquidity because of the fact that the underlying funds held are all daily traded, and any purchases/sales settle on a T+2 basis. For further information, please refer to our conflicts policy which is available on request.

Luna MPS ESG 5



As of 30/04/2024

Investment Team

The Luna Model Portfolios are managed by the Luna Investment Committee, that includes the Luna Chief Investment Officer, Alex Brandreth, and the Thornbridge Chief Investment Officer, James Bedford. Alex Brandreth joined Luna in March 2020 and is responsible for co-ordinating the overall investment strategy at Luna from asset allocation to security selection. Alex is supported by Ben Eardley, the Deputy Fund Manager, who joined Luna in September 2020.

Market Commentary

Sticky, that was the key word for the month. Inflation globally is proving to be 'sticking around' for longer than anticipated. Couple this with stronger economic growth and the expectation that interest rates would come tumbling down is starting to fade. The US Consumer Price Index (CPI) increased to 3.5% from 3.2% during the month. UK inflation fell but not by as much had been hoped. CPI is now 3.2%, still above the 2% Bank of England target. This backdrop was a headwind to bond investors with nearly all fixed income asset classes delivering negative returns during the month.

Global equity markets delivered diverging returns during April. The Japanese market, which has been supercharged for nearly a year now, saw some profit taking following the ongoing weakness of the yen. To a sterling investor the Nikkei 225 was down over 7% during the month. On the flip side, Chinese equities are bouncing from a very low base and returned over 8% during the month. Closer to home though, finally some positive headlines for a UK investor. The FTSE 100 broke through and hit an all-time high during the month, and

did so for four days on the trot. This was thanks to stronger commodity markets and financials performing well – key sectors in the FTSE 100.

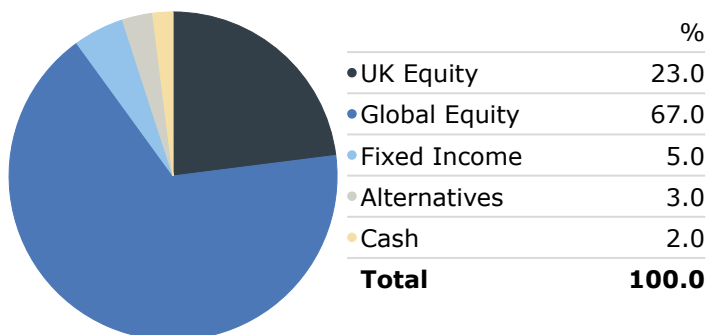
April was a month of ascendance for global commodity indices, with the S&P Goldman Sachs Commodity Index climbing by 1.5%. This rally was underpinned by a notable surge in gold, which broke past the \$2,400 mark, setting a new nominal record before experiencing a minor pullback. The base metals sector also saw impressive gains with zinc and copper prices climbing by 18.3% and 13.2% respectively, driven by robust demand from improved manufacturing activities in the US and China, and by ongoing supply disruptions.

Looking forward and into May, the Federal Reserve meet early in the month with little expected. Significant attention will continue to be on inflation data. US CPI figures will be released on the 15th of the month with the UK CPI data released exactly a week later on the 22nd. In the short term, this is the key driver of both bond and equity markets.

Top 10 Holdings

	Portfolio Weighting %
L&G Future World ESG Dev Idx I GBP Acc	13.0
Fundsmith Sustainable Equity I Acc	8.0
Comgest Growth Japan GBP U Acc	7.6
iShares MSCI USAQualDiv ESG ETF USD Dis	6.9
Fidelity Global Dividend W Acc	6.1
Trojan Ethical Income X Inc	6.1
FTGF CB US Eq Sust Ldrs X GBP Acc	5.9
Stewart Inv Gbl EM Sustnby B GBP Acc	5.1
Royal London Sustainable Leaders C Acc	5.1
L&G Future World ESG UK Index I £ Acc	4.2

Asset Allocation



Luna Investment Management Ltd is a Company registered in England and Wales, registered number 12280396. Luna Investment Management Limited (FRN: 923454) is an appointed representative of Thornbridge Investment Management LLP (FRN: 713859) which is authorised and regulated by the Financial Conduct Authority and is the Investment Manager on the portfolio. Past performance is not a guide to future performance. The value of investments and any income from them can fall and you may get back less than you invested. Although the majority of holdings will be sterling denominated, the MPS is still exposed to currency fluctuations and fluctuations in currency value will mean that the value of your investment will move impact the holding. The information contained in this documentation has been taken from sources stated and is believed to be reliable and accurate, but without further investigation cannot be warranted as to accuracy or completeness. The MPS has a high level of liquidity because of the fact that the underlying funds held are all daily traded, and any purchases/sales settle on a T+2 basis. For further information, please refer to our conflicts policy which is available on request.