

Luna MPS ESG 1



As of 31/03/2024

Objective

The primary objective of this portfolio is to preserve capital and therefore adopts a low risk approach. The portfolio is diversified across a range of asset classes, with greater exposure to fixed income than in equities. The portfolio aims to deliver a real return, ahead of cash over the long term. The funds selected in this portfolio rate highly from an ESG perspective.

Key Information

Launch Date	01/03/2021
Initial Fee	0%
Luna AMC	0.25%
Ongoing Charge Figure (%) **	0.51
Running Yield (%) *	2.45
Number of Holdings	23
Performance Comparator	IA Mixed 0-35% Shares

* This is the weighted yield across the underlying holdings

** This is the weighted OCF across the underlying holdings and does not include incidental/transactional costs.

Investment Growth

Time Period: 01/03/2021 to 31/03/2024



— Luna MPS ESG 1

104.4 — IA Mixed Investment 0-35% Shares

100.5

Total Return - Trailing

Data Point: Return

	3 Months	6 Months	YTD	1 Year	3 Years	5 Years
Luna MPS ESG 1	1.4	7.8	1.4	6.0	2.8	—
IA Mixed Investment 0-35% Shares	1.4	7.2	1.4	5.8	-0.1	8.1

Performance Calculation: All income is reinvested. Performance is shown inclusive of underlying fund charges but gross of Luna's investment management charge. Deduction of this charge will have the result of reducing the illustrated performance. A platform charge is applicable. Please refer to your investment adviser or investment administrator for details. Performance is calculated through Morningstar Direct and provided for illustrative purposes only and should not be viewed as the performance of a specific client account. The IA sector used is a relevant performance comparator for this MPS, with IA standing for Investment Association. Inception Date of 01 June 2020.

Luna Investment Management Ltd is a Company registered in England and Wales, registered number 12280396. Luna Investment Management Limited (FRN: 923454) is an appointed representative of Thornbridge Investment Management LLP (FRN: 713859) which is authorised and regulated by the Financial Conduct Authority and is the Investment Manager on the portfolio. Past performance is not a guide to future performance. The value of investments and any income from them can fall and you may get back less than you invested. Although the majority of holdings will be sterling denominated, the MPS is still exposed to currency fluctuations and fluctuations in currency value will mean that the value of your investment will move impact the holding. The information contained in this documentation has been taken from sources stated and is believed to be reliable and accurate, but without further investigation cannot be warranted as to accuracy or completeness. The MPS has a high level of liquidity because of the fact that the underlying funds held are all daily traded, and any purchases/sales settle on a T+2 basis. For further information, please refer to our conflicts policy which is available on request.

Luna MPS ESG 1



As of 31/03/2024

Investment Team

The Luna Model Portfolios are managed by the Luna Investment Committee, that includes the Luna Chief Investment Officer, Alex Brandreth, and the Thornbridge Chief Investment Officer, James Bedford. Alex Brandreth joined Luna in March 2020 and is responsible for co-ordinating the overall investment strategy at Luna from asset allocation to security selection. Alex is supported by Ben Eardley, the Deputy Fund Manager, who joined Luna in September 2020.

Market Commentary

March certainly had a spring in its step and closed the curtain on what has been another strong quarter for investment markets. This was driven by a combination of robust economic data, falling inflation and a sense that interest rate dynamics will soon be changing.

One of the key developments in the month was the inflation reading out of the UK. The 3.4% figure announced in March is the lowest level for two and a half years. To put this in context, the consumer price index (CPI) was 10.4% exactly a year ago. The Bank of England decided to leave interest rates unchanged but there is a growing expectation that they will be cut later in the year, and this inflation reading certainly provided further support to that argument. This was all welcomed by the bond market with solid returns during the month and a reversing some of the losses from earlier in the year.

Other Central Banks grabbed the headlines during the month with the Swiss National Bank cutting its main interest rate by 0.25%. In the far east, the Japanese

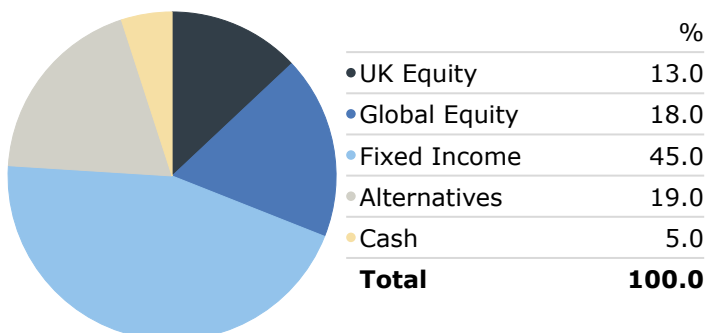
Central Bank decided to finally exit their negative interest rate policy and in its first interest rate hike in 17 years, they announced it was lifting its short-term policy rate from -0.1% to between zero and 0.1%.

Economic data was broadly robust in the month, which helped to push equity markets higher. UK and European equity markets led the way with the FTSE All Share 4.8% higher in March, but both Japanese and US markets also delivered attractive returns during the month; the Nikkei 225 with a 2.8% return and S&P 500 with a 3.4% return.

Top 10 Holdings

	Portfolio Weighting %
Fundsmith Sustainable Equity I Acc	7.0
L&G All Stocks Gilt Index I Acc	7.0
iShares \$ TIPS 0-5 ETF GBP H Dist	6.0
L&G Future World ESG Dev Idx I GBP Acc	6.0
L&G Future World Global Opps I £Acc	6.0
Fidelity Global Dividend W Acc	5.0
iShares ESG Scrn Gl CorpBd Idx D GBPH D	5.0
L&G All Stocks Index Linked Gt Idx I Acc	5.0
L&G Future World ESG UK Index I £ Acc	5.0
Trojan Ethical Income X Inc	5.0

Asset Allocation



Luna Investment Management Ltd is a Company registered in England and Wales, registered number 12280396. Luna Investment Management Limited (FRN: 923454) is an appointed representative of Thornbridge Investment Management LLP (FRN: 713859) which is authorised and regulated by the Financial Conduct Authority and is the Investment Manager on the portfolio. Past performance is not a guide to future performance. The value of investments and any income from them can fall and you may get back less than you invested. Although the majority of holdings will be sterling denominated, the MPS is still exposed to currency fluctuations and fluctuations in currency value will mean that the value of your investment will move impact the holding. The information contained in this documentation has been taken from sources stated and is believed to be reliable and accurate, but without further investigation cannot be warranted as to accuracy or completeness. The MPS has a high level of liquidity because of the fact that the underlying funds held are all daily traded, and any purchases/sales settle on a T+2 basis. For further information, please refer to our conflicts policy which is available on request.

Luna MPS ESG 2



As of 31/03/2024

Objective

The primary objective of this portfolio is to achieve a below moderate level of capital growth and risk. The portfolio is diversified across a range of asset classes, and is broadly equally invested across equities, fixed income and alternative assets. The funds selected in this portfolio rate highly from an ESG perspective.

Key Information

Launch Date	01/03/2021
Initial Fee	0%
Luna AMC	0.25%
Ongoing Charge Figure (%) **	0.60
Running Yield (%) *	2.30
Number of Holdings	32
Performance Comparator	IA Mixed 20-60% Shares

* This is the weighted yield across the underlying holdings

** This is the weighted OCF across the underlying holdings and does not include incidental/transactional costs.

Investment Growth

Time Period: 01/03/2021 to 31/03/2024



— Luna MPS ESG 2 107.9 — IA Mixed Investment 20-60% Shares 105.6

Total Return - Trailing

Data Point: Return

	3 Months	6 Months	YTD	1 Year	3 Years	5 Years
Luna MPS ESG 2	2.2	8.6	2.2	6.9	5.9	—
IA Mixed Investment 20-60% Shares	2.5	8.3	2.5	7.8	4.2	16.2

Performance Calculation: All income is reinvested. Performance is shown inclusive of underlying fund charges but gross of Luna's investment management charge. Deduction of this charge will have the result of reducing the illustrated performance. A platform charge is applicable. Please refer to your investment adviser or investment administrator for details. Performance is calculated through Morningstar Direct and provided for illustrative purposes only and should not be viewed as the performance of a specific client account. The IA sector used is a relevant performance comparator for this MPS, with IA standing for Investment Association. Inception Date of 01 June 2020.

Luna Investment Management Ltd is a Company registered in England and Wales, registered number 12280396. Luna Investment Management Limited (FRN: 923454) is an appointed representative of Thornbridge Investment Management LLP (FRN: 713859) which is authorised and regulated by the Financial Conduct Authority and is the Investment Manager on the portfolio. Past performance is not a guide to future performance. The value of investments and any income from them can fall and you may get back less than you invested. Although the majority of holdings will be sterling denominated, the MPS is still exposed to currency fluctuations and fluctuations in currency value will mean that the value of your investment will move impact the holding. The information contained in this documentation has been taken from sources stated and is believed to be reliable and accurate, but without further investigation cannot be warranted as to accuracy or completeness. The MPS has a high level of liquidity because of the fact that the underlying funds held are all daily traded, and any purchases/sales settle on a T+2 basis. For further information, please refer to our conflicts policy which is available on request.

Luna MPS ESG 2



As of 31/03/2024

Investment Team

The Luna Model Portfolios are managed by the Luna Investment Committee, that includes the Luna Chief Investment Officer, Alex Brandreth, and the Thornbridge Chief Investment Officer, James Bedford. Alex Brandreth joined Luna in March 2020 and is responsible for co-ordinating the overall investment strategy at Luna from asset allocation to security selection. Alex is supported by Ben Eardley, the Deputy Fund Manager, who joined Luna in September 2020.

Market Commentary

March certainly had a spring in its step and closed the curtain on what has been another strong quarter for investment markets. This was driven by a combination of robust economic data, falling inflation and a sense that interest rate dynamics will soon be changing.

One of the key developments in the month was the inflation reading out of the UK. The 3.4% figure announced in March is the lowest level for two and a half years. To put this in context, the consumer price index (CPI) was 10.4% exactly a year ago. The Bank of England decided to leave interest rates unchanged but there is a growing expectation that they will be cut later in the year, and this inflation reading certainly provided further support to that argument. This was all welcomed by the bond market with solid returns during the month and a reversing some of the losses from earlier in the year.

Other Central Banks grabbed the headlines during the month with the Swiss National Bank cutting its main interest rate by 0.25%. In the far east, the Japanese

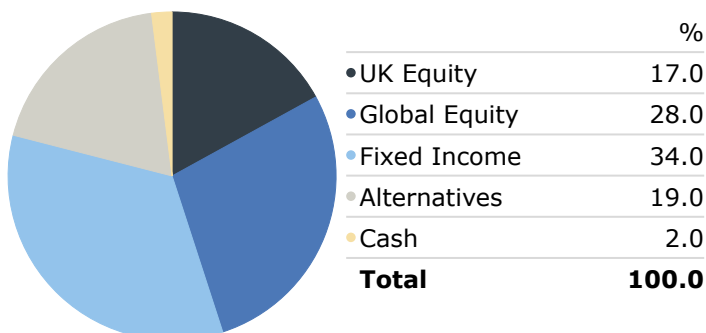
Central Bank decided to finally exit their negative interest rate policy and in its first interest rate hike in 17 years, they announced it was lifting its short-term policy rate from -0.1% to between zero and 0.1%.

Economic data was broadly robust in the month, which helped to push equity markets higher. UK and European equity markets led the way with the FTSE All Share 4.8% higher in March, but both Japanese and US markets also delivered attractive returns during the month; the Nikkei 225 with a 2.8% return and S&P 500 with a 3.4% return.

Top 10 Holdings

	Portfolio Weighting %
L&G Future World ESG Dev Idx I GBP Acc	6.0
iShares \$ TIPS 0-5 ETF GBP H Dist	5.0
M&G Sustainable Glb Hi Yld Bd GBP I-HAcc	5.0
Trojan Ethical X Acc	5.0
Royal London Short Duration Gilts M Inc	4.5
Comgest Growth Japan GBP U Acc	4.0
Fundsmith Sustainable Equity I Acc	4.0
L&G Future World ESG UK Index I £ Acc	4.0
L&G Future World Global Opps I £Acc	4.0
Muzinich Sustainable Credit HGBP Inc S	4.0

Asset Allocation



Luna Investment Management Ltd is a Company registered in England and Wales, registered number 12280396. Luna Investment Management Limited (FRN: 923454) is an appointed representative of Thornbridge Investment Management LLP (FRN: 713859) which is authorised and regulated by the Financial Conduct Authority and is the Investment Manager on the portfolio. Past performance is not a guide to future performance. The value of investments and any income from them can fall and you may get back less than you invested. Although the majority of holdings will be sterling denominated, the MPS is still exposed to currency fluctuations and fluctuations in currency value will mean that the value of your investment will move impact the holding. The information contained in this documentation has been taken from sources stated and is believed to be reliable and accurate, but without further investigation cannot be warranted as to accuracy or completeness. The MPS has a high level of liquidity because of the fact that the underlying funds held are all daily traded, and any purchases/sales settle on a T+2 basis. For further information, please refer to our conflicts policy which is available on request.

Luna MPS ESG 3



As of 31/03/2024

Objective

The primary objective of this portfolio is to achieve a moderate level of capital growth. The portfolio is diversified across different asset classes and adopts a moderate risk approach. The funds selected in this portfolio rate highly from an ESG perspective.

Key Information

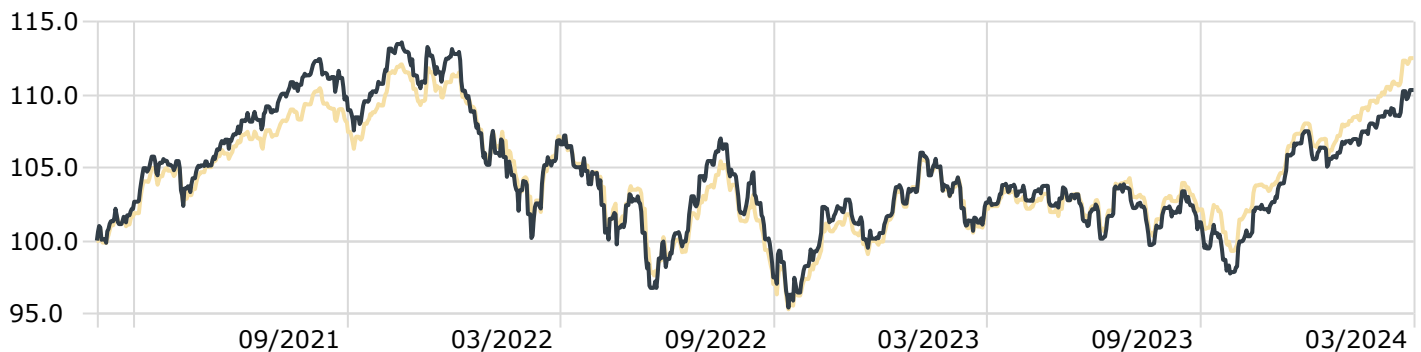
Launch Date	01/03/2021
Initial Fee	0%
Luna AMC	0.25%
Ongoing Charge Figure (%) **	0.67
Running Yield (%) *	2.22
Number of Holdings	33
Performance Comparator	IA Mixed 40-85% Shares

* This is the weighted yield across the underlying holdings

** This is the weighted OCF across the underlying holdings and does not include incidental/transactional costs.

Investment Growth

Time Period: 01/03/2021 to 31/03/2024



— Luna MPS ESG 3

110.3 — IA Mixed Investment 40-85% Shares

112.5

Total Return - Trailing

Data Point: Return

	3 Months	6 Months	YTD	1 Year	3 Years	5 Years
Luna MPS ESG 3	2.6	9.0	2.6	7.5	8.0	—
IA Mixed Investment 40-85% Shares	4.1	10.1	4.1	10.1	10.7	29.2

Performance Calculation: All income is reinvested. Performance is shown inclusive of underlying fund charges but gross of Luna's investment management charge. Deduction of this charge will have the result of reducing the illustrated performance. A platform charge is applicable. Please refer to your investment adviser or investment administrator for details. Performance is calculated through Morningstar Direct and provided for illustrative purposes only and should not be viewed as the performance of a specific client account. The IA sector used is a relevant performance comparator for this MPS, with IA standing for Investment Association. Inception Date of 01 June 2020.

Luna MPS ESG 3



As of 31/03/2024

Investment Team

The Luna Model Portfolios are managed by the Luna Investment Committee, that includes the Luna Chief Investment Officer, Alex Brandreth, and the Thornbridge Chief Investment Officer, James Bedford. Alex Brandreth joined Luna in March 2020 and is responsible for co-ordinating the overall investment strategy at Luna from asset allocation to security selection. Alex is supported by Ben Eardley, the Deputy Fund Manager, who joined Luna in September 2020.

Market Commentary

March certainly had a spring in its step and closed the curtain on what has been another strong quarter for investment markets. This was driven by a combination of robust economic data, falling inflation and a sense that interest rate dynamics will soon be changing.

One of the key developments in the month was the inflation reading out of the UK. The 3.4% figure announced in March is the lowest level for two and a half years. To put this in context, the consumer price index (CPI) was 10.4% exactly a year ago. The Bank of England decided to leave interest rates unchanged but there is a growing expectation that they will be cut later in the year, and this inflation reading certainly provided further support to that argument. This was all welcomed by the bond market with solid returns during the month and a reversing some of the losses from earlier in the year.

Other Central Banks grabbed the headlines during the month with the Swiss National Bank cutting its main interest rate by 0.25%. In the far east, the Japanese

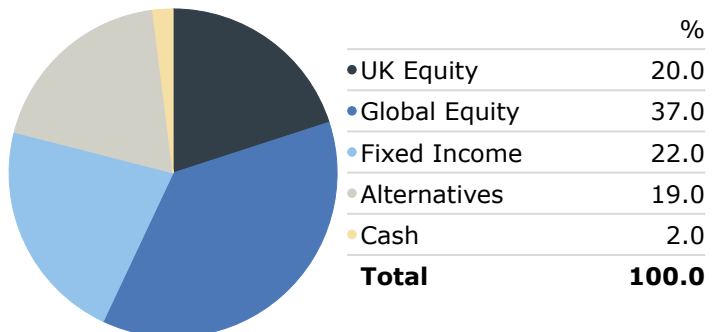
Central Bank decided to finally exit their negative interest rate policy and in its first interest rate hike in 17 years, they announced it was lifting its short-term policy rate from -0.1% to between zero and 0.1%.

Economic data was broadly robust in the month, which helped to push equity markets higher. UK and European equity markets led the way with the FTSE All Share 4.8% higher in March, but both Japanese and US markets also delivered attractive returns during the month; the Nikkei 225 with a 2.8% return and S&P 500 with a 3.4% return.

Top 10 Holdings

	Portfolio Weighting %
Fidelity Global Dividend W Acc	6.0
Comgest Growth Japan GBP U Acc	5.0
L&G Future World ESG Dev Idx I GBP Acc	5.0
Trojan Ethical X Acc	5.0
VT Gravis Clean Energy Income C GBP Inc	5.0
Fundsmith Sustainable Equity I Acc	4.0
iShares MSCI USAQualDiv ESG ETF USD Dis	4.0
L&G Future World ESG UK Index I £ Acc	4.0
L&G Future World Global Opps I £Acc	4.0
M&G Sustainable Glb Hi Yld Bd GBP I-HAcc	4.0

Asset Allocation



Luna Investment Management Ltd is a Company registered in England and Wales, registered number 12280396. Luna Investment Management Limited (FRN: 923454) is an appointed representative of Thornbridge Investment Management LLP (FRN: 713859) which is authorised and regulated by the Financial Conduct Authority and is the Investment Manager on the portfolio. Past performance is not a guide to future performance. The value of investments and any income from them can fall and you may get back less than you invested. Although the majority of holdings will be sterling denominated, the MPS is still exposed to currency fluctuations and fluctuations in currency value will mean that the value of your investment will move impact the holding. The information contained in this documentation has been taken from sources stated and is believed to be reliable and accurate, but without further investigation cannot be warranted as to accuracy or completeness. The MPS has a high level of liquidity because of the fact that the underlying funds held are all daily traded, and any purchases/sales settle on a T+2 basis. For further information, please refer to our conflicts policy which is available on request.

Luna MPS ESG 4



As of 31/03/2024

Objective

The primary objective of this portfolio is to achieve above average capital growth and the portfolio therefore adopts a moderate to higher risk approach. The portfolio is diversified across most asset classes but has a bias towards equities. The funds selected in this portfolio rate highly from an ESG perspective.

Key Information

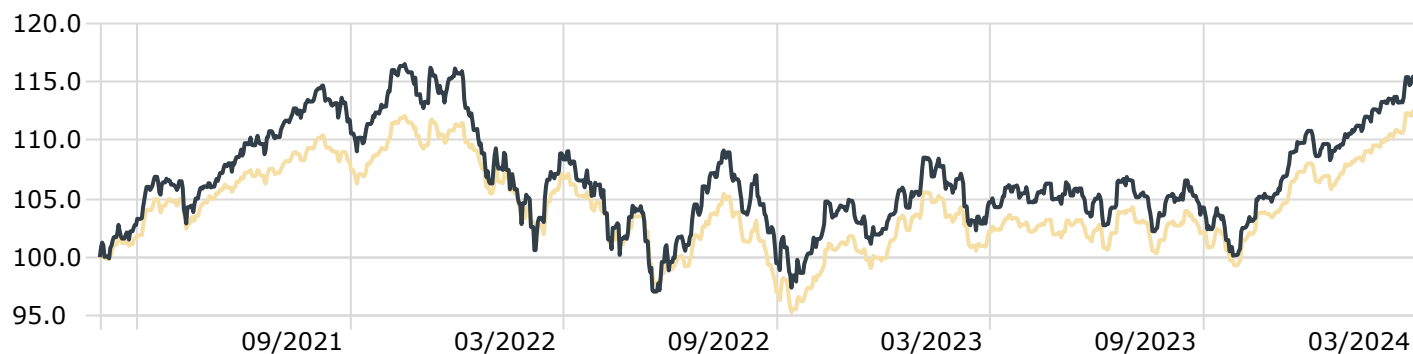
Launch Date	01/03/2021
Initial Fee	0%
Luna AMC	0.25%
Ongoing Charge Figure (%) **	0.67
Running Yield (%) *	1.81
Number of Holdings	27
Performance Comparator	IA Mixed 40-85% Shares

* This is the weighted yield across the underlying holdings

** This is the weighted OCF across the underlying holdings and does not include incidental/transactional costs.

Investment Growth

Time Period: 01/03/2021 to 31/03/2024



— Luna MPS ESG 4

115.5 — IA Mixed Investment 40-85% Shares

112.5

Total Return - Trailing

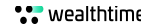
Data Point: Return

	3 Months	6 Months	YTD	1 Year	3 Years	5 Years
Luna MPS ESG 4	4.2	10.7	4.2	10.3	12.4	—
IA Mixed Investment 40-85% Shares	4.1	10.1	4.1	10.1	10.7	29.2

Performance Calculation: All income is reinvested. Performance is shown inclusive of underlying fund charges but gross of Luna's investment management charge. Deduction of this charge will have the result of reducing the illustrated performance. A platform charge is applicable. Please refer to your investment adviser or investment administrator for details. Performance is calculated through Morningstar Direct and provided for illustrative purposes only and should not be viewed as the performance of a specific client account. The IA sector used is a relevant performance comparator for this MPS, with IA standing for Investment Association. Inception Date of 01 June 2020.

Luna Investment Management Ltd is a Company registered in England and Wales, registered number 12280396. Luna Investment Management Limited (FRN: 923454) is an appointed representative of Thornbridge Investment Management LLP (FRN: 713859) which is authorised and regulated by the Financial Conduct Authority and is the Investment Manager on the portfolio. Past performance is not a guide to future performance. The value of investments and any income from them can fall and you may get back less than you invested. Although the majority of holdings will be sterling denominated, the MPS is still exposed to currency fluctuations and fluctuations in currency value will mean that the value of your investment will move impact the holding. The information contained in this documentation has been taken from sources stated and is believed to be reliable and accurate, but without further investigation cannot be warranted as to accuracy or completeness. The MPS has a high level of liquidity because of the fact that the underlying funds held are all daily traded, and any purchases/sales settle on a T+2 basis. For further information, please refer to our conflicts policy which is available on request.

Luna MPS ESG 4



As of 31/03/2024

Investment Team

The Luna Model Portfolios are managed by the Luna Investment Committee, that includes the Luna Chief Investment Officer, Alex Brandreth, and the Thornbridge Chief Investment Officer, James Bedford. Alex Brandreth joined Luna in March 2020 and is responsible for co-ordinating the overall investment strategy at Luna from asset allocation to security selection. Alex is supported by Ben Eardley, the Deputy Fund Manager, who joined Luna in September 2020.

Market Commentary

March certainly had a spring in its step and closed the curtain on what has been another strong quarter for investment markets. This was driven by a combination of robust economic data, falling inflation and a sense that interest rate dynamics will soon be changing.

One of the key developments in the month was the inflation reading out of the UK. The 3.4% figure announced in March is the lowest level for two and a half years. To put this in context, the consumer price index (CPI) was 10.4% exactly a year ago. The Bank of England decided to leave interest rates unchanged but there is a growing expectation that they will be cut later in the year, and this inflation reading certainly provided further support to that argument. This was all welcomed by the bond market with solid returns during the month and a reversing some of the losses from earlier in the year.

Other Central Banks grabbed the headlines during the month with the Swiss National Bank cutting its main interest rate by 0.25%. In the far east, the Japanese

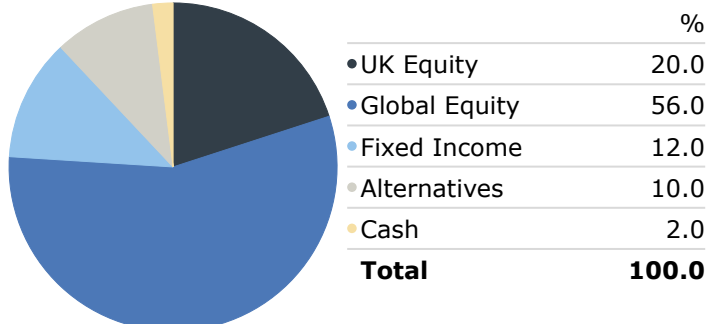
Central Bank decided to finally exit their negative interest rate policy and in its first interest rate hike in 17 years, they announced it was lifting its short-term policy rate from -0.1% to between zero and 0.1%.

Economic data was broadly robust in the month, which helped to push equity markets higher. UK and European equity markets led the way with the FTSE All Share 4.8% higher in March, but both Japanese and US markets also delivered attractive returns during the month; the Nikkei 225 with a 2.8% return and S&P 500 with a 3.4% return.

Top 10 Holdings

	Portfolio Weighting %
L&G Future World ESG Dev Idx I GBP Acc	12.0
Fidelity Global Dividend W Acc	8.0
Comgest Growth Japan GBP U Acc	7.0
Fundsmith Sustainable Equity I Acc	6.0
iShares MSCI USAQualDiv ESG ETF USD Dis	5.0
Stewart Inv Gbl EM Sustnby B GBP Acc	5.0
Artemis US Smaller Companies I Acc GBP	4.0
FTGF CB US Eq Sust Ldrs X GBP Acc	4.0
L&G Future World ESG UK Index I £ Acc	4.0
M&G Sustainable Glb Hi Yld Bd GBP I-HAcc	4.0

Asset Allocation



Luna Investment Management Ltd is a Company registered in England and Wales, registered number 12280396. Luna Investment Management Limited (FRN: 923454) is an appointed representative of Thornbridge Investment Management LLP (FRN: 713859) which is authorised and regulated by the Financial Conduct Authority and is the Investment Manager on the portfolio. Past performance is not a guide to future performance. The value of investments and any income from them can fall and you may get back less than you invested. Although the majority of holdings will be sterling denominated, the MPS is still exposed to currency fluctuations and fluctuations in currency value will mean that the value of your investment will move impact the holding. The information contained in this documentation has been taken from sources stated and is believed to be reliable and accurate, but without further investigation cannot be warranted as to accuracy or completeness. The MPS has a high level of liquidity because of the fact that the underlying funds held are all daily traded, and any purchases/sales settle on a T+2 basis. For further information, please refer to our conflicts policy which is available on request.

Luna MPS ESG 5



As of 31/03/2024

Objective

The primary objective of this portfolio is to achieve high levels of capital growth and therefore adopts a higher risk approach. The portfolio has a significant allocation to equities and other risk assets. The funds selected in this portfolio rate highly from an ESG perspective.

Key Information

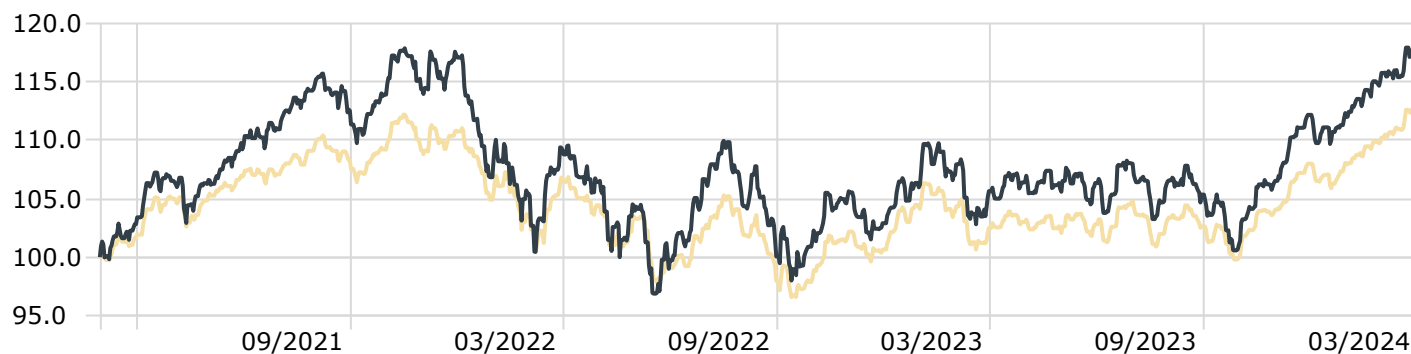
Launch Date	01/03/2021
Initial Fee	0%
Luna AMC	0.25%
Ongoing Charge Figure (%) **	0.69
Running Yield (%) *	1.50
Number of Holdings	22
Performance Comparator	IA Flexible Investment

* This is the weighted yield across the underlying holdings

** This is the weighted OCF across the underlying holdings and does not include incidental/transactional costs.

Investment Growth

Time Period: 01/03/2021 to 31/03/2024



— Luna MPS ESG 5 117.9 — IA Flexible Investment 112.9

Total Return - Trailing

Data Point: Return

	3 Months	6 Months	YTD	1 Year	3 Years	5 Years
Luna MPS ESG 5	5.1	11.9	5.1	11.6	14.7	—
IA Flexible Investment	4.5	10.0	4.5	10.1	11.0	32.1

Performance Calculation: All income is reinvested. Performance is shown inclusive of underlying fund charges but gross of Luna's investment management charge. Deduction of this charge will have the result of reducing the illustrated performance. A platform charge is applicable. Please refer to your investment adviser or investment administrator for details. Performance is calculated through Morningstar Direct and provided for illustrative purposes only and should not be viewed as the performance of a specific client account. The IA sector used is a relevant performance comparator for this MPS, with IA standing for Investment Association. Inception Date of 01 June 2020.

Luna Investment Management Ltd is a Company registered in England and Wales, registered number 12280396. Luna Investment Management Limited (FRN: 923454) is an appointed representative of Thornbridge Investment Management LLP (FRN: 713859) which is authorised and regulated by the Financial Conduct Authority and is the Investment Manager on the portfolio. Past performance is not a guide to future performance. The value of investments and any income from them can fall and you may get back less than you invested. Although the majority of holdings will be sterling denominated, the MPS is still exposed to currency fluctuations and fluctuations in currency value will mean that the value of your investment will move impact the holding. The information contained in this documentation has been taken from sources stated and is believed to be reliable and accurate, but without further investigation cannot be warranted as to accuracy or completeness. The MPS has a high level of liquidity because of the fact that the underlying funds held are all daily traded, and any purchases/sales settle on a T+2 basis. For further information, please refer to our conflicts policy which is available on request.

Luna MPS ESG 5



As of 31/03/2024

Investment Team

The Luna Model Portfolios are managed by the Luna Investment Committee, that includes the Luna Chief Investment Officer, Alex Brandreth, and the Thornbridge Chief Investment Officer, James Bedford. Alex Brandreth joined Luna in March 2020 and is responsible for co-ordinating the overall investment strategy at Luna from asset allocation to security selection. Alex is supported by Ben Eardley, the Deputy Fund Manager, who joined Luna in September 2020.

Market Commentary

March certainly had a spring in its step and closed the curtain on what has been another strong quarter for investment markets. This was driven by a combination of robust economic data, falling inflation and a sense that interest rate dynamics will soon be changing.

One of the key developments in the month was the inflation reading out of the UK. The 3.4% figure announced in March is the lowest level for two and a half years. To put this in context, the consumer price index (CPI) was 10.4% exactly a year ago. The Bank of England decided to leave interest rates unchanged but there is a growing expectation that they will be cut later in the year, and this inflation reading certainly provided further support to that argument. This was all welcomed by the bond market with solid returns during the month and a reversing some of the losses from earlier in the year.

Other Central Banks grabbed the headlines during the month with the Swiss National Bank cutting its main interest rate by 0.25%. In the far east, the Japanese

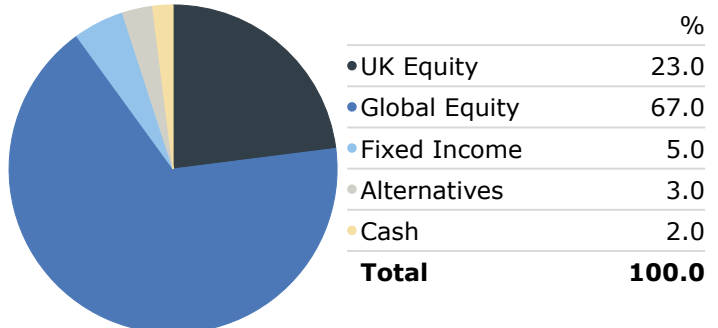
Central Bank decided to finally exit their negative interest rate policy and in its first interest rate hike in 17 years, they announced it was lifting its short-term policy rate from -0.1% to between zero and 0.1%.

Economic data was broadly robust in the month, which helped to push equity markets higher. UK and European equity markets led the way with the FTSE All Share 4.8% higher in March, but both Japanese and US markets also delivered attractive returns during the month; the Nikkei 225 with a 2.8% return and S&P 500 with a 3.4% return.

Top 10 Holdings

	Portfolio Weighting %
L&G Future World ESG Dev Idx I GBP Acc	13.0
Comgest Growth Japan GBP U Acc	8.0
Fundsmith Sustainable Equity I Acc	8.0
iShares MSCI USAQualDiv ESG ETF USD Dis	7.0
Fidelity Global Dividend W Acc	6.0
FTGF CB US Eq Sust Ldrs X GBP Acc	6.0
Trojan Ethical Income X Inc	6.0
Royal London Sustainable Leaders C Acc	5.0
Stewart Inv Gbl EM Sustnby B GBP Acc	5.0
Artemis US Smaller Companies I Acc GBP	4.0

Asset Allocation



Luna Investment Management Ltd is a Company registered in England and Wales, registered number 12280396. Luna Investment Management Limited (FRN: 923454) is an appointed representative of Thornbridge Investment Management LLP (FRN: 713859) which is authorised and regulated by the Financial Conduct Authority and is the Investment Manager on the portfolio. Past performance is not a guide to future performance. The value of investments and any income from them can fall and you may get back less than you invested. Although the majority of holdings will be sterling denominated, the MPS is still exposed to currency fluctuations and fluctuations in currency value will mean that the value of your investment will move impact the holding. The information contained in this documentation has been taken from sources stated and is believed to be reliable and accurate, but without further investigation cannot be warranted as to accuracy or completeness. The MPS has a high level of liquidity because of the fact that the underlying funds held are all daily traded, and any purchases/sales settle on a T+2 basis. For further information, please refer to our conflicts policy which is available on request.