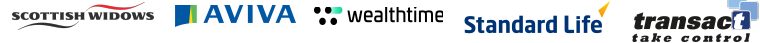


Luna MPS ESG 5



As of 29/02/2024

Objective

The primary objective of this portfolio is to achieve high levels of capital growth and therefore adopts a higher risk approach. The portfolio has a significant allocation to equities and other risk assets. The funds selected in this portfolio rate highly from an ESG perspective.

Key Information

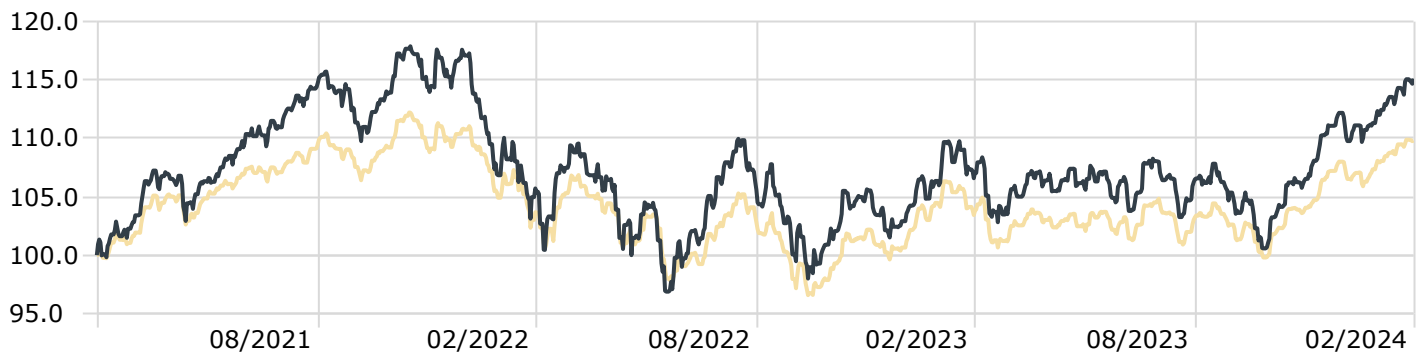
Launch Date	01/03/2021
Initial Fee	0%
Luna AMC	0.25%
Ongoing Charge Figure (%) **	0.69
Running Yield (%) *	1.51
Number of Holdings	22
Performance Comparator	IA Flexible Investment

* This is the weighted yield across the underlying holdings

** This is the weighted OCF across the underlying holdings and does not include incidental/transactional costs.

Investment Growth

Time Period: 01/03/2021 to 29/02/2024



— Luna MPS ESG 5 115.1 — IA Flexible Investment 109.8

Total Return - Trailing

Data Point: Return

	3 Months	6 Months	YTD	1 Year	3 Years	5 Years
Luna MPS ESG 5	8.2	8.1	2.6	8.0	15.1	—
IA Flexible Investment	5.8	6.4	1.7	6.2	9.8	30.2

Performance Calculation: All income is reinvested. Performance is shown inclusive of underlying fund charges but gross of Luna's investment management charge. Deduction of this charge will have the result of reducing the illustrated performance. A platform charge is applicable. Please refer to your investment adviser or investment administrator for details. Performance is calculated through Morningstar Direct and provided for illustrative purposes only and should not be viewed as the performance of a specific client account. The IA sector used is a relevant performance comparator for this MPS, with IA standing for Investment Association. Inception Date of 01 June 2020.

Luna MPS ESG 5



As of 29/02/2024

Investment Team

The Luna Model Portfolios are managed by the Luna Investment Committee, that includes the Luna Chief Investment Officer, Alex Brandreth, and the Thornbridge Chief Investment Officer, James Bedford. Alex Brandreth joined Luna in March 2020 and is responsible for co-ordinating the overall investment strategy at Luna from asset allocation to security selection. Alex is supported by Ben Eardley, the Deputy Fund Manager, who joined Luna in September 2020.

Market Commentary

It was a mixed month for asset classes in February. Interest rate cut expectations had gone too far at the beginning of the year and market participants are now expecting this to be later in 2024 which has resulted in bond yields increasing during the month. When this happens bond prices fall, and most major bond markets delivered negative returns during the month. On the flip side, global economic growth indicators improved, coupled with strong earnings data announcements which helped propel some global stock markets to new all-time highs.

During the month it was announced that the UK is technically in recession following two negative quarters in the second half of 2023. Importantly though, this recession is very mild and one of the weakest on record. There are also signs that the UK may have already exited recession following comments from the Bank of England Governor Andrew Bailey on the back of stronger, more recent economic data. As well as this it was interesting to note the Governor mentioning that inflation doesn't need to fall back to the central bank

2% target before interest rate cuts come.

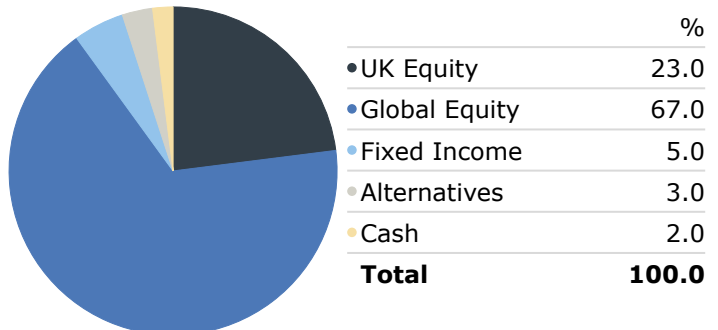
The Chinese equity market, the Hang Seng, led the way against major global equity markets in February, bouncing from the lows in recent years. However, the standout markets during the month were in Japan and the US. The Nikkei 225 closed the month at an all-time high, which was staggeringly last set on 29th December 1989! Strong earnings and share price performance from Nvidia, the Artificial Intelligence (AI) darling, helped propel US markets to fresh highs. The latest leg of its meteoric rise has made Nvidia the third most valuable company in the S&P 500, going beyond Alphabet and Amazon. Nvidia enjoyed the biggest one-day market value gain of all time—an astonishing \$276.75 billion. This was because of growing sales of their AI chips, margins improving and a strong order book looking forward.

Looking forward every major economic data point will be in focus with central banks being on standby mode.

Top 10 Holdings

	Portfolio Weighting %
L&G Future World ESG Dev Idx I GBP Acc	13.1
Comgest Growth Japan GBP U Acc	8.1
Fundsmith Sustainable Equity I Acc	8.1
iShares MSCI USAQualDiv ESG ETF USD Dis	7.0
FTGF CB US Eq Sust Ldrs X GBP Acc	6.1
Fidelity Global Dividend W Acc	5.9
Trojan Ethical Income X Inc	5.9
Royal London Sustainable Leaders C Acc	5.0
Stewart Inv Gbl EM Sustnby B GBP Acc	5.0
Artemis US Smaller Companies I Acc GBP	4.2

Asset Allocation



Luna Investment Management Ltd is a Company registered in England and Wales, registered number 12280396. Luna Investment Management Limited (FRN: 923454) is an appointed representative of Thornbridge Investment Management LLP (FRN: 713859) which is authorised and regulated by the Financial Conduct Authority and is the Investment Manager on the portfolio. Past performance is not a guide to future performance. The value of investments and any income from them can fall and you may get back less than you invested. Although the majority of holdings will be sterling denominated, the MPS is still exposed to currency fluctuations and fluctuations in currency value will mean that the value of your investment will move impact the holding. The information contained in this documentation has been taken from sources stated and is believed to be reliable and accurate, but without further investigation cannot be warranted as to accuracy or completeness. The MPS has a high level of liquidity because of the fact that the underlying funds held are all daily traded, and any purchases/sales settle on a T+2 basis. For further information, please refer to our conflicts policy which is available on request.